



CONSTRUCTION PLANS FOR
TEXAS SOUTHMOST COLLEGE
ROOF REPLACEMENT AND REPAIRS
 (RCSP #19-10)

TSC BOARD OF TRUSTEES

ADELA G. GARZA
JUAN MENDEZ III, J.D.
RUBEN HERRERA, J.D.
EVA ALEJANDRO
J.J. DE LEON JR.
ART RENDON
DR. TONY ZAVALETA

CHAIR
VICE CHAIR
SECRETARY
TRUSTEE
TRUSTEE
TRUSTEE

TEXAS SOUTHMOST COLLEGE
 80 Fort Brown St., Brownsville, TX, 78520
 Phone: 956-295-3600

PREPARED BY:
Amtech Solutions, Inc.

AMTECH SOLUTIONS
 1600 N. JACKSON RD. STE #3
 PHARR, TEXAS 78577
 T 956.686.3095 F 956.686.2233

ISSUED FOR:	
SCHEMATIC DESIGN	09/30/18
ASBESTOS TESTING	11/21/18
DESIGN DEVELOPMENT	02/22/19
50% CONSTRUCTION DOCUMENTS	03/05/19
FOR CONSTRUCTION	03/20/19

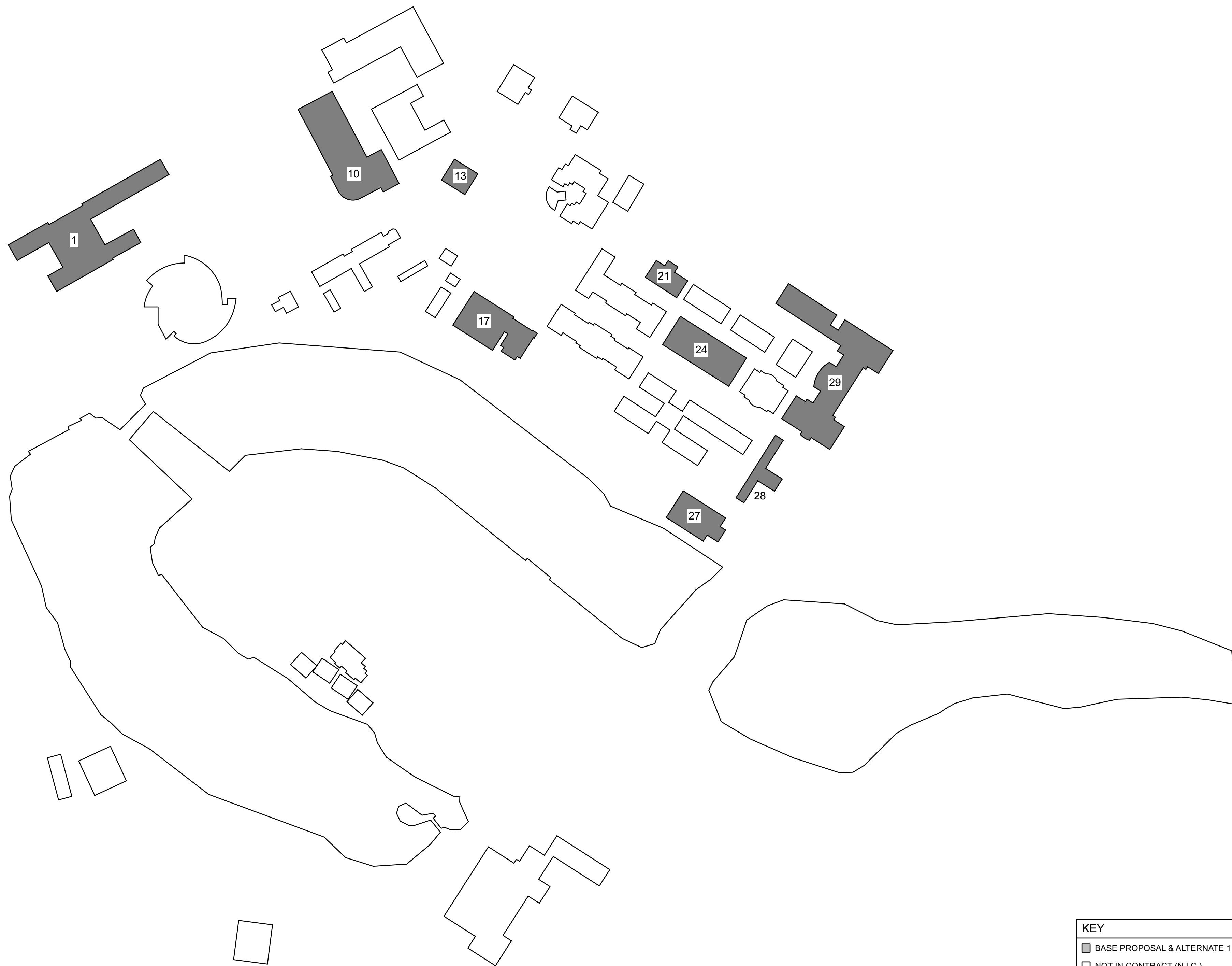


TEXAS SOUTHMOST COLLEGE
ROOF REPLACEMENT AND REPAIRS
 2017

VICINITY MAP	REGION MAP	GENERAL NOTES	TABLE OF CONTENTS																																																										
		<ol style="list-style-type: none"> 1. PROVIDE CRICKETS ON THE HIGH SIDE OF ALL CURBS 24" OR GREATER WIDE TO DIVERT ROOF DRAINAGE TO DISCHARGE AREAS (SCUPPERS, ROOF DRAINS, ETC.) 2. PROVIDE 4" LAP JOINTS FOR ALL SHEET METAL FLASHING RECEIVERS. 3. FLASH ALL ROUND ROOF PENETRATIONS UNLESS OTHERWISE NOTED. 4. PROVIDE CURBS FOR ALL VENTILATORS WITH A DECK OPENING OF 12-INCHES OR GREATER. 5. RAISE ALL ROOF MOUNTED APPURTENANCES, EQUIPMENT, PIPING, ETC. TO 2-INCH MINIMUM HEIGHT ABOVE TOP OF ROOF MEMBRANE OR AS REQUIRED TO PROVIDE CLEARANCES AS RECOMMENDED BY NRCA STANDARDS. 6. FLASH ALL SOIL PIPES. 7. PROVIDE TRAFFIC PADS AT ALL LADDERS, ROOF HATCHES, RTU ACCESS PANELS. 8. ALL ROOFTOP APPURTENANCES, EQUIPMENT, PIPING, ETC. SHALL BE ATTACHED / REATTACHED IN A MANNER TO PROVIDE CODE REQUIRED WIND RESISTANCE AS CALCULATED BY ASCE-7. 9. VERIFY WITH OWNER AND REMOVE ALL ABANDONED OR NON-FUNCTIONAL ROOF MOUNTED EQUIPMENT AND ACCESSORIES. 10. VERIFY ROOF DRAIN PIPING IS SEALED AND NOT RESTRICTED. REPLACE ALL MISSING OR BROKEN DRAIN COMPONENTS (STRAINERS, CLAMPING RINGS, ETC.). 11. RAISE ALL PLUMBING, GAS, ELECTRICAL & MECHANICAL LINES & SUPPORT WITH ADJUSTABLE PIPE SUPPORTS AS SPECIFIED. REMOVE EXISTING WOOD BLOCKING SUPPORTS & REPLACE AS SPECIFIED. 12. "N.I.C." SHALL INDICATE AREAS DESIGNATED ONLY FOR MINOR SELECTIVE REPAIRS. 	<table border="1"> <tr><td>T1</td><td>TITLE SHEET (THIS SHEET)</td></tr> <tr><td>T2</td><td>CODE INFORMATION</td></tr> <tr><td>R1</td><td>1 FORT BROWN MEMORIAL CENTER</td></tr> <tr><td>R2</td><td>10 OLIVEIRA STUDENT SERVICES CENTER</td></tr> <tr><td>R3</td><td>13 MUSIC BUILDING</td></tr> <tr><td>R4</td><td>17 GARZA GYMNASIUM</td></tr> <tr><td>R5</td><td>21 GUERRA EARLY CHILDHOOD CENTER</td></tr> <tr><td>R6</td><td>24 CORTEZ HALL</td></tr> <tr><td>R7</td><td>27 BOOKSTORE</td></tr> <tr><td>R8</td><td>28 CAVALRY HALL</td></tr> <tr><td>R9</td><td>29 SCIENCE ENGINEERING AND TECHNOLOGY BLDG</td></tr> <tr><td>D0.0</td><td>PROPOSAL ASSEMBLY</td></tr> <tr><td>D0.1</td><td>GENERAL DETAILS (MOD. BIT.)</td></tr> <tr><td>D0.2</td><td>GENERAL DETAILS (MOD. BIT.)</td></tr> <tr><td>D0.3</td><td>GENERAL DETAILS (METAL)</td></tr> <tr><td>D0.4</td><td>GENERAL DETAILS (METAL)</td></tr> <tr><td>D0.5</td><td>GENERAL DETAILS (METAL)</td></tr> <tr><td>D0.6</td><td>END LAP REPAIR</td></tr> <tr><td>D1.1</td><td>FORT BROWN</td></tr> <tr><td>D1.2</td><td>FORT BROWN</td></tr> <tr><td>D10.1</td><td>OLIVEIRA STUDENT SERVICES</td></tr> <tr><td>D13.1</td><td>MUSIC BUILDING</td></tr> <tr><td>D17.1</td><td>GARZA GYMNASIUM</td></tr> <tr><td>D21.1</td><td>GUERRA EARLY CHILDHOOD CENTER</td></tr> <tr><td>D24.1</td><td>CORTEZ HALL</td></tr> <tr><td>D27.1</td><td>BOOKSTORE RCP</td></tr> <tr><td>D27.2</td><td>BOOKSTORE</td></tr> <tr><td>D28.1</td><td>CAVALRY HALL</td></tr> <tr><td>D29.1</td><td>SET BUILDING</td></tr> </table>	T1	TITLE SHEET (THIS SHEET)	T2	CODE INFORMATION	R1	1 FORT BROWN MEMORIAL CENTER	R2	10 OLIVEIRA STUDENT SERVICES CENTER	R3	13 MUSIC BUILDING	R4	17 GARZA GYMNASIUM	R5	21 GUERRA EARLY CHILDHOOD CENTER	R6	24 CORTEZ HALL	R7	27 BOOKSTORE	R8	28 CAVALRY HALL	R9	29 SCIENCE ENGINEERING AND TECHNOLOGY BLDG	D0.0	PROPOSAL ASSEMBLY	D0.1	GENERAL DETAILS (MOD. BIT.)	D0.2	GENERAL DETAILS (MOD. BIT.)	D0.3	GENERAL DETAILS (METAL)	D0.4	GENERAL DETAILS (METAL)	D0.5	GENERAL DETAILS (METAL)	D0.6	END LAP REPAIR	D1.1	FORT BROWN	D1.2	FORT BROWN	D10.1	OLIVEIRA STUDENT SERVICES	D13.1	MUSIC BUILDING	D17.1	GARZA GYMNASIUM	D21.1	GUERRA EARLY CHILDHOOD CENTER	D24.1	CORTEZ HALL	D27.1	BOOKSTORE RCP	D27.2	BOOKSTORE	D28.1	CAVALRY HALL	D29.1	SET BUILDING
T1	TITLE SHEET (THIS SHEET)																																																												
T2	CODE INFORMATION																																																												
R1	1 FORT BROWN MEMORIAL CENTER																																																												
R2	10 OLIVEIRA STUDENT SERVICES CENTER																																																												
R3	13 MUSIC BUILDING																																																												
R4	17 GARZA GYMNASIUM																																																												
R5	21 GUERRA EARLY CHILDHOOD CENTER																																																												
R6	24 CORTEZ HALL																																																												
R7	27 BOOKSTORE																																																												
R8	28 CAVALRY HALL																																																												
R9	29 SCIENCE ENGINEERING AND TECHNOLOGY BLDG																																																												
D0.0	PROPOSAL ASSEMBLY																																																												
D0.1	GENERAL DETAILS (MOD. BIT.)																																																												
D0.2	GENERAL DETAILS (MOD. BIT.)																																																												
D0.3	GENERAL DETAILS (METAL)																																																												
D0.4	GENERAL DETAILS (METAL)																																																												
D0.5	GENERAL DETAILS (METAL)																																																												
D0.6	END LAP REPAIR																																																												
D1.1	FORT BROWN																																																												
D1.2	FORT BROWN																																																												
D10.1	OLIVEIRA STUDENT SERVICES																																																												
D13.1	MUSIC BUILDING																																																												
D17.1	GARZA GYMNASIUM																																																												
D21.1	GUERRA EARLY CHILDHOOD CENTER																																																												
D24.1	CORTEZ HALL																																																												
D27.1	BOOKSTORE RCP																																																												
D27.2	BOOKSTORE																																																												
D28.1	CAVALRY HALL																																																												
D29.1	SET BUILDING																																																												

AMTECH SOLUTIONS
 1600 N. JACKSON RD. STE #3
 PHARR, TEXAS 78577
 T 956.686.3095 F 956.686.2233

TITLE SHEET	
DRAWN BY:	J.G. / S.E.
CHECKED BY:	C.G. / D.V. / J.R.
PROJECT NO.:	RGV2017.001004
DATE:	3/20/19
SCALE:	SEE DRAWING
SHEET:	1 OF 29
SHEET:	T1



ROOF AREA TABULATIONS			
1 Fort Brown Memorial Center			
Roof Area A1	3,754 SF		
Roof Area A2	2,795 SF		
Roof Area A3	7,142 SF		
Roof Area A4	893 SF		
Roof Area A5	14,579 SF		
Roof Area B	20,574 SF		
Roof Area C	600 SF		
Roof Area D	600 SF		
Roof Area E	4,593 SF		
Total	55,520 SF		
10 Oliveira Student Services			
Roof Area A	1,317 SF		
Roof Area A1 Gutter	319 SF		
Roof Area B	3,270 SF		
Roof Area C	289 SF		
Roof Area D	11,476 SF		
Roof Area D1 Gutter	1,214 SF		
Roof Area E	1,607 SF		
Roof Area F	24,521 SF		
Roof Area G	345 SF		
Roof Area H	345 SF		
Total	44,751 SF		
13 Music Building			
Roof Area A	2,851 SF		
Roof Area B	2,957 SF		
Total	5,808 SF		
17 Garza Gymnasium			
Roof Area A	2,440 SF		
Roof Area B	12,444 SF		
Roof Area C	2,440 SF		
Roof Area D	578 SF		
Roof Area E	668 SF		
Roof Area F	208 SF		
Roof Area G	100 SF		
Roof Area H	289 SF		
Roof Area J	536 SF		
Roof Area K	3,784 SF		
Roof Area L	1,157 SF		
Roof Area M	86 SF		
Roof Area N	79 SF		
Roof Area O	442 SF		
Total	25,251 SF		
21 Guerra Early Childhood Center			
Roof Area A	5,871 SF		
Roof Area A1 Gutter	939 SF		
Roof Area B	702 SF		
Total	7,512 SF		
27 Bookstore			
Roof Area A	410 SF		
Roof Area B	198 SF		
Roof Area C	2,330 SF		
Roof Area D	520 SF		
Roof Area E	221 SF		
Roof Area F	2,600 SF		
Roof Area G	9,266 SF		
Roof Area J	660 SF		
Roof Area K	396 SF		
Total	16,601 SF		
28 Cavalry Hall			
Roof Area A	5,824 SF		
Roof Area A1 Gutter	1,974 SF		
Roof Area B	520 SF		
Roof Area C	4,693 SF		
Total	13,011 SF		
29 Science, Engineering, and Technology Building			
Roof Area A	6,712 SF		
Roof Area A1 Gutter	464 SF		
Roof Area A2 Gutter	464 SF		
Roof Area A3	3,760 SF		
Roof Area A4	3,760 SF		
Roof Area D	1,411 SF		
Roof Area E	4,560 SF		
Roof Area E1 Gutter	196 SF		
Roof Area E2 Gutter	109 SF		
Roof Area E4	310 SF		
Roof Area F	4,560 SF		
Roof Area F1 Gutter	196 SF		
Roof Area F2	642 SF		
Roof Area F4	361 SF		
Roof Area G	462 SF		
Roof Area G1 Gutter	164 SF		
Roof Area H	482 SF		
Roof Area H1 Gutter	129 SF		
Roof Area J	2,427 SF		
Roof Area J1	213 SF		
Roof Area J2	213 SF		
Roof Area J3	213 SF		
Roof Area J4	213 SF		
Roof Area L	462 SF		
Roof Area L1 Gutter	164 SF		
Roof Area M	462 SF		
Roof Area M1 Gutter	129 SF		
Roof Area N	4,838 SF		
Roof Area N1 Gutter	263 SF		
Roof Area N2 Gutter	310 SF		
Roof Area O	492 SF		
Roof Area P	4,838 SF		
Roof Area P1 Gutter	263 SF		
Roof Area P2	642 SF		
Roof Area P4	361 SF		
Roof Area Q	915 SF		
Roof Area R	10,719 SF		
Roof Area R1 Gutter	609 SF		
Roof Area R2 Gutter	263 SF		
Roof Area R3 Gutter	263 SF		
Roof Area S	480 SF		
Roof Area T	385 SF		
Total	58,968 SF		

CODE REVIEW MATRIX (REFER TO NUMBERED CODE ITEMS ON SIDE OF OVERALL CHART):										
#	BUILDING	GROSS AREA	OCCUPANCY	CONSTRUCTION TYPE	ADDRESS/GENERAL	PERFORMANCE REQUIREMENTS	ROOF COVERINGS	ROOF INSULATION	ENERGY REQUIREMENTS	
1	FORT BROWN MEMORIAL CENTER	SEE TAB. BELOW	A	II	1	2	4	5	6	
10	OLIVEIRA STUDENT SERVICES CENTER	SEE TAB. BELOW	B	II	1	2	3 & 4	5	6	
13	MUSIC BUILDING	SEE TAB. BELOW	A-3	III	1	2	3	5	6	
17	GARZA GYMNASIUM	SEE TAB. BELOW	A	II	1	2	3 & 4	5	6	
21	GUERRA EARLY CHILDHOOD CENTER	SEE TAB. BELOW	E	II	1	2	3 & 4	5	6	
24	CORTEZ HALL	SEE TAB. BELOW	B	II	1	2	3	5	6	
27	BOOKSTORE	SEE TAB. BELOW	M	II	1	2	3 & 4	5	6	
28	CAVALRY HALL	SEE TAB. BELOW	B	V	1	2	3	5	6	
29	SCIENCE ENGINEERING AND TECHNOLOGY BUILDING	SEE TAB. BELOW	B	II	1	2	3 & 4	5	6	

CODE COMPLIANCE ITEMS:

GENERAL ITEMS:

Edition: IBC 2015
Address: 80 Fort Brown St. Brownsville, TX 78520
Occupancy (Chapter 3): See Itemized Code Review Above
Type of Construction (Table 601): See Itemized Code Review Above

(CONTRACTOR MUST FIELD-VERIFY ALL ROOF AREAS AND DIMENSIONS FOR BIDDING AND CONSTRUCTION)

ROOF ASSEMBLIES AND ROOFTOP STRUCTURES (Chapter 15):

PERFORMANCE REQUIREMENTS (Section 1504):

Wind Resistance of Nonballasted Roofs (Section 1504.3): Roof coverings installed on roofs in accordance with Section 1507 that are mechanically attached or adhered to the roof deck shall be designed to resist the design wind load pressures for components and cladding in accordance with Section 1609.

Other roof Systems (Section 1504.3.1): Built-up, modified bitumen, fully adhered or mechanically attached single-ply roof systems, metal panel roof systems applied to a solid or closely fitted deck and other types of membrane roof coverings shall be tested in accordance with FM 4474, UL 580 or UL 1897.

Edge Securement for Low-Slope Roofs (Section 1504.5): Low-slope built-up, modified bitumen and single ply roof system metal edge securement, except gutters, shall be designed and installed for wind loads in accordance with Chapter 16 and tested for resistance in accordance with Test Methods RE-1, RE-2 and RE-3 or ANSIS/SPRI ES-1, except maximum basic wind speed shall be determined from Figure 1609A, 1609B, or 1609C as applicable.

Aggregate (Section 1504.8): Not Permitted - 1609.2 Hurricane Prone Region

Fire Classification (Section 1505): Minimum Roof Covering Classification (Table 1505.1) B

REQUIREMENTS FOR ROOF COVERINGS (Section 1507):

METAL ROOF PANELS (Section 1507.4.1):

Deck Requirements (1507.4.1): Metal roof panel roof coverings shall be applied to a solid or closely fitted deck, except where the roof covering is specifically designed to be applied to spaced supports.

Deck Slope (1507.4.2.3): The minimum slope for standing seam metal roof shall be 1/4 unit vertical in 12 units horizontal (2% slope)

Material Standards (1507.4.3): Metal-sheet roof covering systems that incorporate supporting structural members shall be designed in accordance with Chapter 22. Metal sheet roof coverings installed over structural decking shall comply with Table 1507.4.3(1). The materials used for metal-sheet roof coverings shall be naturally corrosion resistant or provided with corrosion resistance in accordance with the standards and minimum thicknesses shown in Table 1507.4.3(2).

Attachment (1507.4.4): Metal roof panels shall be secured to the supports in accordance with the approved manufacturer's fasteners. In the absence of manufacturer recommendations, the following fasteners shall be used: Stainless-steel fasteners are acceptable for all types of metal roofs

Underlayment and High Wind (1507.4.5): Underlayment applied in areas subject to high winds V[asf] greater than 110 mph (49 m/s) as determined in accordance with Section shall be applied with corrosion-resistant fasteners in accordance with the manufacturer's installation instructions. Fasteners are to be applied along the overlap not more than 36 inches (914 mm) on center. Underlayment installed where V[asf] in accordance with Section 1609.3.1, equals or exceeds 120 mph (54 m/s) shall comply with ASTM D226 Type II, ASTM D4869 Type IV, or ASTM D1970. The underlayment shall be attached in a grid pattern of 12 inches (305 mm) between side laps with a 6-inch (152 mm) spacing at the side laps. Underlayment shall be applied in accordance with the manufacturer's installation instructions except all laps shall be a minimum of 4 inches (102 mm). Underlayment shall be attached using metal or plastic cap nails with a head diameter of not less than 1 inch (25 mm) with a thickness of at least 32-gauge [0.0134 inch (0.34 mm)] sheet metal. The cap nail shank shall be a minimum of 12 gauge [0.105 inch (2.67 mm)] with a length to penetrate through the roof sheathing or a minimum of 3/4" inch (19.1 mm) into the roof sheathing.

Exception: As an alternative, adhered underlayment complying with ASTM D1970 shall be permitted.

MODIFIED BITUMEN (Section 1507.11):

Slope (1507.11.1): Roof replacement or roof recover of existing low-slope roof coverings shall not be required to meet the minimum design slope requirement of one-quarter unit vertical in 12 units horizontal (2-percent slope) in Section 1507 for roofs that provide positive roof drainage

Material Standards (1507.11.2): Shall comply w/ CGSB 37-GP-56M, ASTM D 6162, ASTM D 6163, ASTM D 6164, ASTM D 6222, ASTM D 6223, ASTM D 6298 or ASTM D 6509

Roof Gardens and Landscaped Roofs (Section 1507.16): N/A

ROOF INSULATION (Section 1508):

Material Standards (Table 1508): Expanded Polystyrene - ASTM C578
Polyisocyanurate Board - ASTM C1289, Type I or II

INTERNATIONAL ENERGY CONSERVATION CODE REVIEW INFORMATION:

Edition: IECC 2015
Gross Area: 252,616 sq.ft.

CLIMATE ZONE (Figure 301.1 or Table 301.1): Cameron, TX - 2A(*)
Asterisk (*) indicates a warm-humid location

BUILDING ENVELOPE REQUIREMENTS (SECTION 502):

OPAQUE ELEMENT, MAXIMUM U-FACTOR (Table 502.1.2):
ROOF: Insulation Entirely Above Deck, U-0.048
WALLS, ABOVE GRADE: NA
FLOORS: NA
SLAB-ON-GRADE FLOORS: NA

Specific Insulation requirements - OPAQUE (Table 502.2(1)):
ROOF: Insulation Entirely Above Deck, R-25ci
WALLS, ABOVE GRADE: NA
SLAB-ON-GRADE FLOORS: NA

Specific requirements - FENESTRATION (Table 502.3): NA

AIR LEAKAGE (Section 502.4):
Sealing of the building envelope (502.4.3): Openings and penetrations in the building envelope shall be sealed with caulking materials or closed with gasketing systems compatible with the construction materials and location. Joints and seams shall be sealed in the same manner or taped or covered with a moisture vapor-permeable wrapping material. Sealing materials spanning joints between construction materials shall allow for expansion and contraction of the construction materials.

TOTAL BUILDING PERFORMANCE (Section 506): ROOF ONLY - Alterations

SPECIFICATIONS FOR THE STANDARD REFERENCE AND PROPOSED DESIGNS (TABLE 506.5.1(1)):

ROOF - Reference:	ROOF - PROPOSED:
Type: Insulation Entirely Above Deck	Type: Insulation Entirely Above Deck
Gross area: 252,616 sq.ft.	Gross area: 252,616 sq.ft.
U-factor (from Table 502.1.2): U=0.039 Exempt*	U-factor (from Table 502.1.2): 0.75 Exempt*
Solar absorptance: 0.90 Exempt*	Solar absorptance: 0.90 Exempt*
Emittance: Neither sheathing nor insulation is exposed.	Emittance: Neither sheathing nor insulation is exposed.



ISSUED FOR: SCHEMATIC DESIGN 09/30/18
ASBESTOS TESTING: 11/21/18
DESIGN DEVELOPMENT: 02/22/19
50% CONSTRUCTION DOCUMENTS: 03/05/19
FOR CONSTRUCTION: 03/20/19



TEXAS SOUTHMOST COLLEGE
ROOF REPLACEMENT AND REPAIRS
2017

AMTECH SOLUTIONS
1600 N. JACKSON RD. STE #3
PHARR, TEXAS 78577
T 956.686.3095 F 956.686.2333

CODE INFORMATION

DRAWN BY: J.G. / S.E.
CHECKED BY: C.G. / D.V. / J.R.
PROJECT NO.: RGV2017.001004
DATE: 3/20/19 SCALE: SEE DRAWING
SHEET: 2 of 29 T2

GENERAL NOTES:

- REPLACE DAMAGED EQUIPMENT
- PROPERLY TIE DOWN MECHANICAL EQUIPMENT IN A MANNER THAT PROVIDES CODE REQUIRED WIND RESISTANCE AS CALCULATED BY ASCE-7
- IF ASBESTOS CONTAINING MATERIALS ARE DETERMINED TO EXIST AT AREA SCHEDULED FOR WORK, THE REMOVAL, HANDLING, AND DISPOSAL OF THE ACM MUST TAKE PLACE IN ACCORDANCE WITH ALL APPLICABLE LOCAL, STATE, AND FEDERAL LAWS AND REGULATIONS

KEYED NOTES:

- TRIM TREES TO ELIMINATE CONTACT WITH ROOFING SYSTEM
- REGULAR GENERAL MAINTENANCE REQUIRED TO RETAIN THE EXISTING ROOF SYSTEM WARRANTY
- DOWNSPOUTS THROUGH ROOF
- PROPERLY MOUNT ELECTRICAL PANEL BOX
- EXTEND NEW GUTTER TO HIGH WALL
- PROVIDE CRICKET TO DIRECT WATER AROUND CANOPY STRUCTURE. FLASH AROUND CORNERS OF CANOPY WALL AS REQ'D. FILL, ANCHOR ENCLOSURE TO CANOPY STRUCTURE
- NEW CRICKET AND WALL IN-FILL SEE SHEET D1.2

EXISTING ROOF CONSTRUCTION

ROOF AREAS "A1", "A2", "A3" & "A5"

- FLOOD COAT & GRAVEL (OVER)
- 2 PLYS IN ASPHALT (OVER)
- 3/4" PERLITE (OVER)
- 1 1/2" TONGUE & GROOVE WOOD DECK

ROOF AREAS "A4"

- FLOOD COAT & GRAVEL (OVER)
- 2 PLYS IN ASPHALT (OVER)
- 1/2" PERLITE (OVER)
- 1/2" PLYWOOD (OVER)
- 1 1/2" TONGUE & GROOVE WOOD DECK

ROOF AREA "E"

- FLOOD COAT & GRAVEL (OVER)
- 4 PLYS IN ASPHALT (OVER)
- 3/4" PERLITE (OVER)
- 3/4" PERLITE (OVER)
- 30 LB FELT (OVER)
- 1 1/2" TONGUE & GROOVE WOOD DECK

SCOPE OF WORK

BASE PROPOSAL
RETRO FIT SPECIFIED PRODUCTS AND SYSTEMS OVER EXISTING ROOFING AND COMPONENTS AT DESIGNATED AREAS:

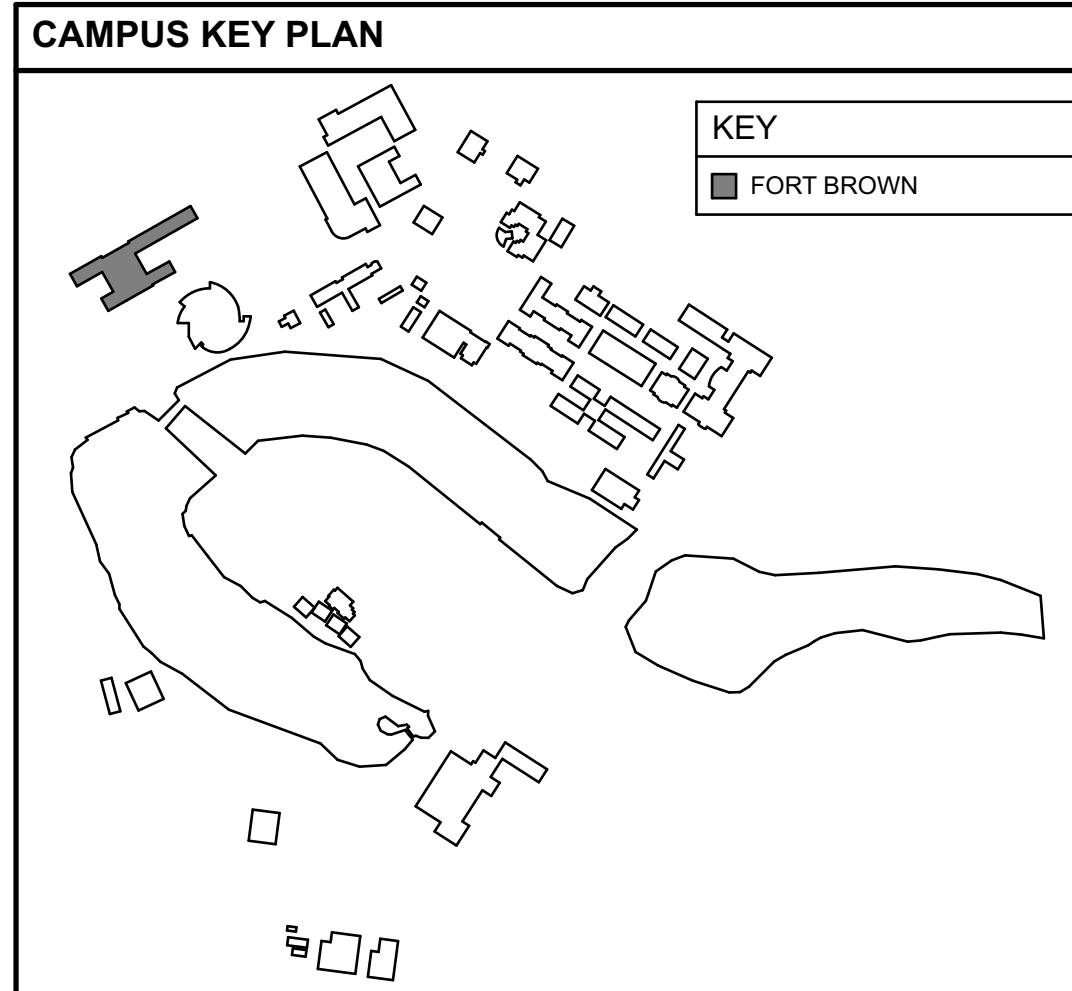
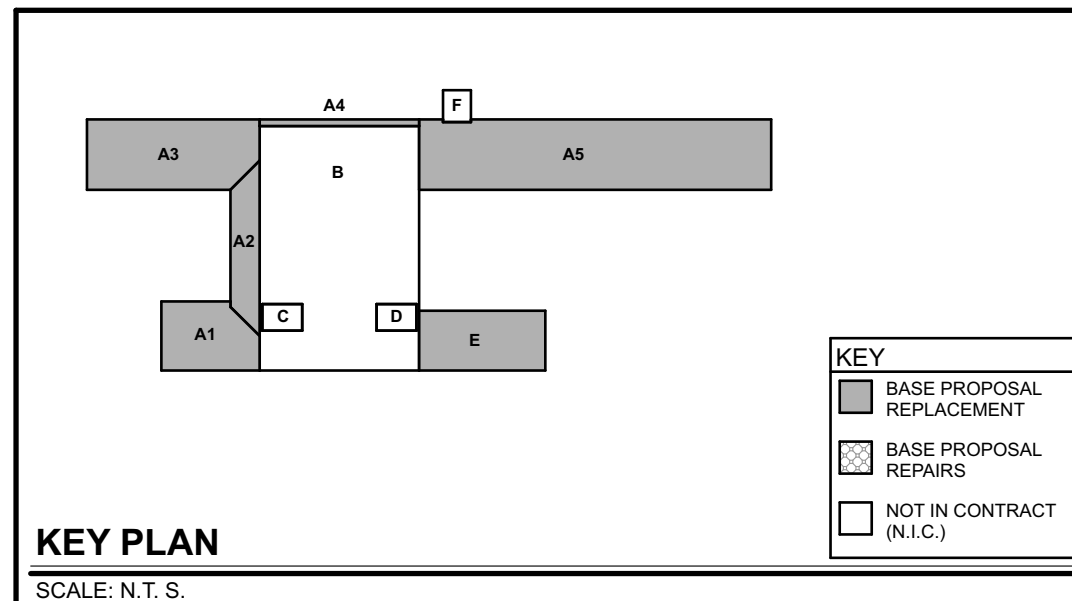
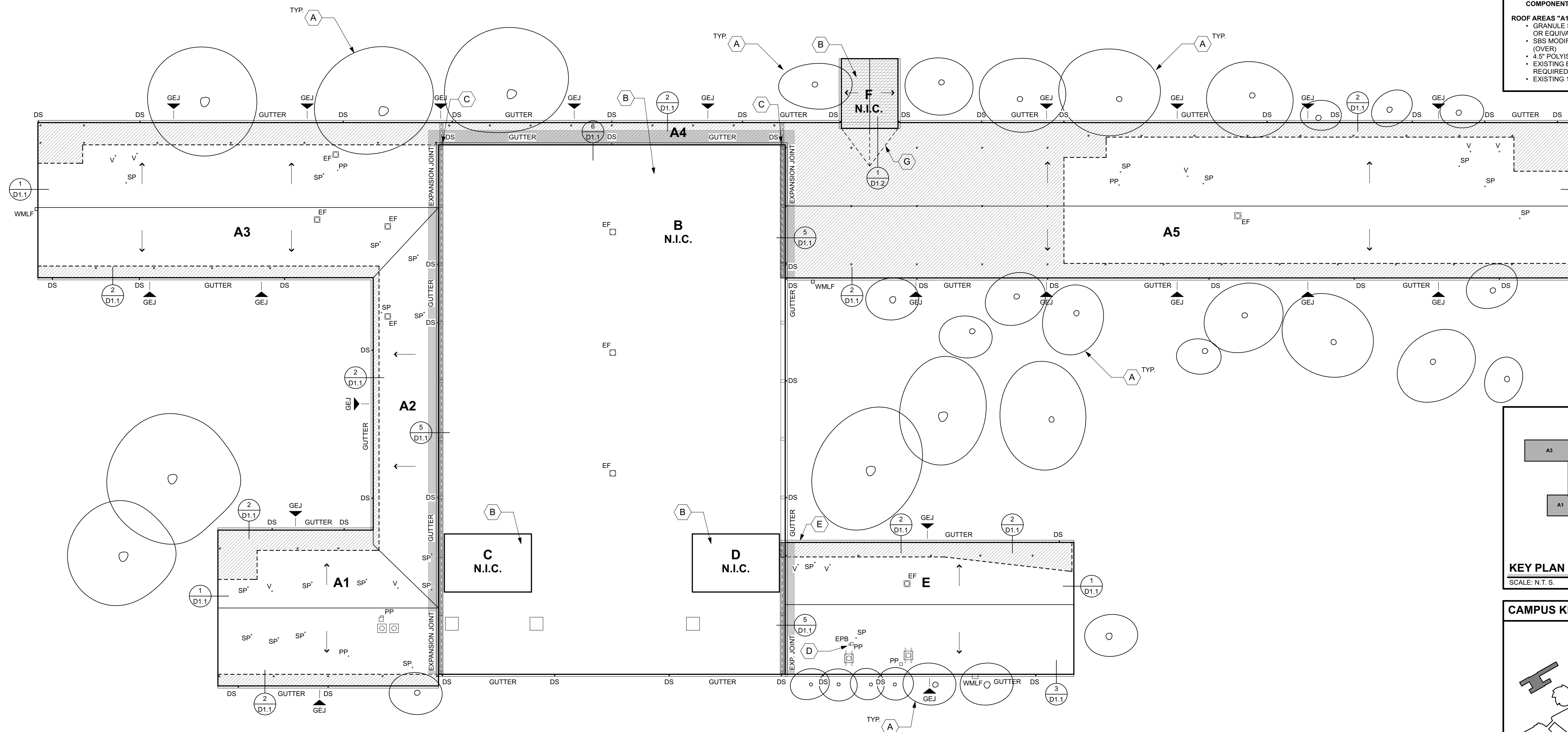
ROOF AREAS "A1", "A2", "A3", "A4", "A5" & "E"

- GRANULE SURFACED SBS MODIFIED BITUMEN CAP SHEET - JM DYNAWELD CAP FR CR G OR EQUIVALENT (OVER)
- SBS MODIFIED BITUMEN BASE SHEET - JM DYNAWELD 180 S OR EQUIVALENT (OVER)
- 5/8" DENS DECK PRIME (OVER)
- 4.5" POLYISO INSULATION BOARD (OVER)
- EXISTING BUILT UP ROOF SYSTEM - SPUDDED, CLEANED, REPAIRED, AND PREPPED AS REQUIRED
- EXISTING 1 1/2" TONGUE & GROOVE WOOD DECK

ALTERNATE PROPOSAL
RETRO FIT SPECIFIED PRODUCTS AND SYSTEMS OVER EXISTING ROOFING AND COMPONENTS AT DESIGNATED AREAS:

ROOF AREAS "A1", "A2", "A3", "A4", "A5" & "E"

- GRANULE SURFACED SBS MODIFIED BITUMEN CAP SHEET - JM DYNAWELD CAP FR CR G OR EQUIVALENT (OVER)
- SBS MODIFIED BITUMEN BASE SHEET - JM DYNASTAR HW MECHANICALLY FASTENED (OVER)
- 4.5" POLYISO INSULATION BOARD (OVER)
- EXISTING BUILT UP ROOF SYSTEM - SPUDDED, CLEANED, REPAIRED, AND PREPPED AS REQUIRED
- EXISTING 1 1/2" TONGUE & GROOVE WOOD DECK




LEGEND

• SP	SOIL PIPE	DETAIL 1/D0.1 & 1/D0.5	GEJ	GUTTER EXP. JT.	DETAIL 7/D0.1
○ HS	HOT STACK	DETAIL 10/D0.1 & 2/D0.5	▬	ELASTOMERIC COATING	
○ V	VENT	DETAIL 2/D0.1 & SHEET D0.5	▬	NON A/C AREA BELOW	
○ EF	EXHAUST FAN	DETAIL 4/D0.1 & SHEET D0.4	▬	METAL PANEL DETERIORATION	
□ A/C CU	A/C OR COND. UNIT	SHEET D0.2	▬	REPORTED LEAKS	
□ RTU	ROOFTOP UNIT	SHEET D0.2	▬	GAS LINE	
• DS	DOWNSPOUT	DETAIL 5 & 8/D0.1	▬	ELEC. LINE	DETAIL 9/D0.1
• PP	PITCH PAN	DETAIL 3 & 6/D0.1	▬	COND. LINE	
• RD	ROOF DRAIN	DETAIL 4/D24.1	○	TREE	

1 FORT BROWN MEMORIAL CENTER
SCALE: 1" = 20' - 0"
NORTH

ISSUED FOR: SCHEMATIC DESIGN 09/30/18
ASBESTOS TESTING 11/21/18
DESIGN DEVELOPMENT 02/22/19
50% CONSTRUCTION DOCUMENTS 03/05/19
FOR CONSTRUCTION 03/20/19



TEXAS SOUTHWEST COLLEGE
ROOF REPLACEMENT AND REPAIRS
2017

AMTECH SOLUTIONS
1600 N. JACKSON RD. STE #3
PHARR, TEXAS 78577
T 956.686.3095 F 956.686.2233

1 FORT BROWN MEMORIAL CENTER
DRAWN BY: J.G./S.E.
CHECKED BY: C.G./D.V./J.R.
PROJECT NO.: RGV2017.001004
DATE: 3/20/19 SCALE: SEE DRAWING
3 OF 29 SHEET **R1**

GENERAL NOTES:

- PROPERLY TIE DOWN MECHANICAL EQUIPMENT IN A MANNER THAT PROVIDES CODE REQUIRED WIND RESISTANCE AS CALCULATED BY ASCE-7
- IF ASBESTOS CONTAINING MATERIALS ARE DETERMINED TO EXIST AT AREA SCHEDULED FOR WORK, THE REMOVAL, HANDLING, AND DISPOSAL OF THE ACM MUST TAKE PLACE IN ACCORDANCE WITH ALL APPLICABLE LOCAL, STATE, AND FEDERAL LAWS AND REGULATIONS

KEYED NOTES:

- (A) TRIM TREES TO ELIMINATE CONTACT WITH ROOFING SYSTEM
- (B) REGULAR GENERAL MAINTENANCE REQUIRED TO RETAIN THE EXISTING ROOF SYSTEM WARRANTY
- (C) ADDRESS LEAKS IDENTIFIED IN THIS AREA

EXISTING ROOF CONSTRUCTION

ROOF AREAS "A", "C" & "D"

- 2"x16" SINGLE LOCK STANDING SEAM METAL ROOF - GALVANIZED W/ STRIATIONS

ROOF AREAS "A1", "A2" & "D1"

- SINGLE-PLY MEMBRANE (OVER)
- SHEET METAL GUTTER

ROOF AREA "B"

- GRANULAR SURFACED MODIFIED BITUMEN CAP SHEET (OVER)
- 2 PLYS IN ASPHALT (OVER)
- 1/2" WOOD FIBER COVER BOARD (OVER)
- 4-PLY BUR (OVER)
- 3/4" PERLITE (OVER)
- 1/2" GYPSUM COVER BOARD (OVER)
- METAL DECK

ISSUED FOR:
SCHEMATIC DESIGN 09/30/18
ASBESTOS TESTING 11/21/18
DESIGN DEVELOPMENT 02/22/19
50% CONSTRUCTION DOCUMENTS 03/05/19
FOR CONSTRUCTION 03/20/19

SCOPE OF WORK

BASE PROPOSAL

- ROOF AREA "A" REMOVE EXISTING METAL ROOF & INSTALL SPECIFIED PRODUCTS AND SYSTEMS
- ROOF AREAS "C" AND "D" KEEP EXISTING METAL ROOF AND INSTALL SPECIFIED PRODUCTS AND SYSTEMS
- ROOF AREA "B": REMOVE EXISTING DESIGNATED ROOFING DOWN TO DECK, AND REMOVE COMPONENTS
- ROOF AREA "E"-G": SELECTIVE REPAIRS IN DESIGNATED AREAS AND INSTALL SPECIFIED PRODUCTS AND SYSTEMS

ROOF AREA "A"

- MCELROY 138T STANDING SEAM ROOF (OVER)
- EXISTING INSULATION & SHEATHING
- REPLACE INSULATION & SHEATHING AT DAMAGED AREAS

ROOF AREA "B"

- GRANULE SURFACED SBS MODIFIED BITUMEN CAP SHEET - JM DYNAWELD CAP FR CR G OR EQUIVALENT (OVER)
- SBS MODIFIED BITUMEN BASE SHEET - JM DYNAST HW MECHANICALLY FASTENED (OVER)
- 1/2" DENS DECK PRIME (OVER)
- 4.5" POLYISO INSULATION BOARD (OVER)
- EXISTING METAL DECK

ROOF AREAS "C" & "D"

- MCELROY 138T STANDING SEAM WITH ROOF HUGGER (OVER)
- EXISTING INSULATION
- SELECTIVE REPAIRS ON GUTTER AND COPING

ALTERNATE PROPOSAL

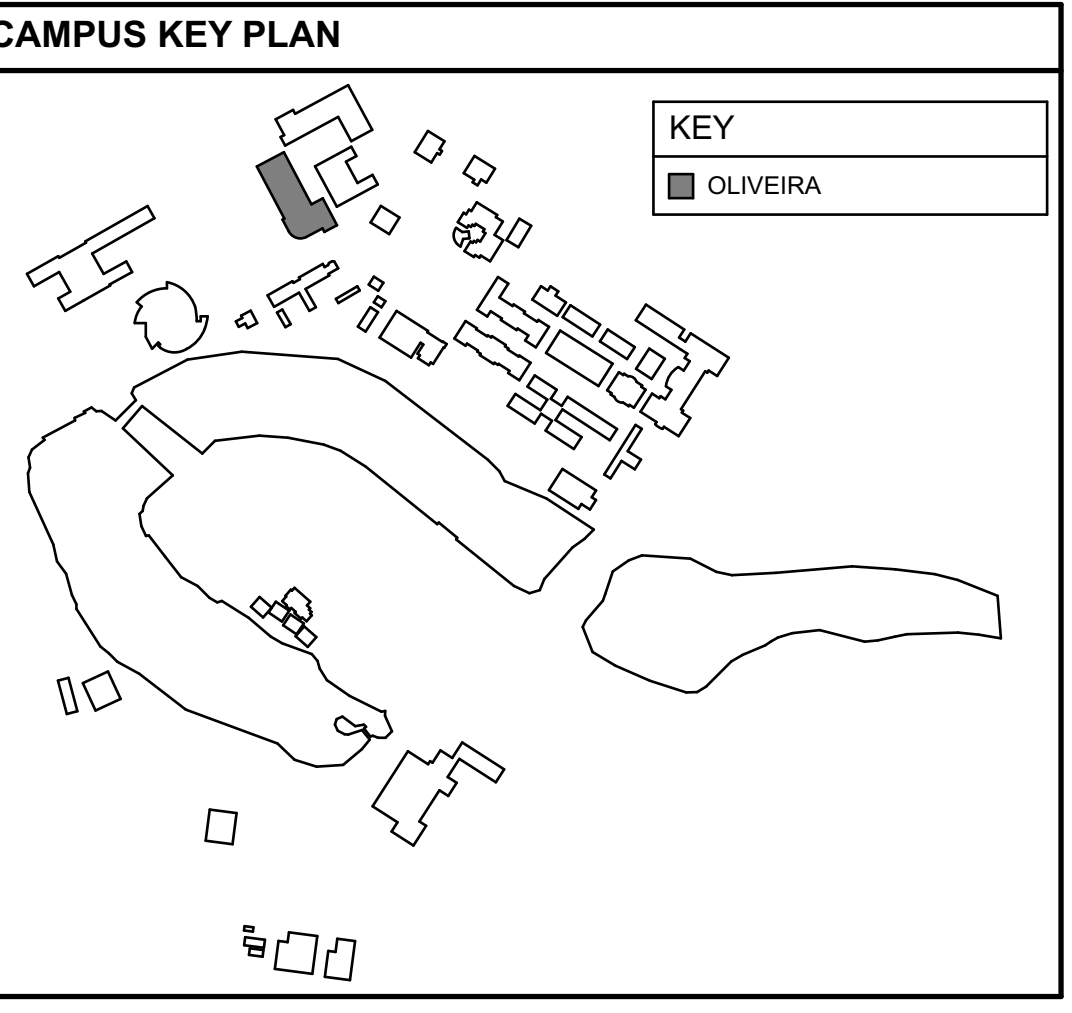
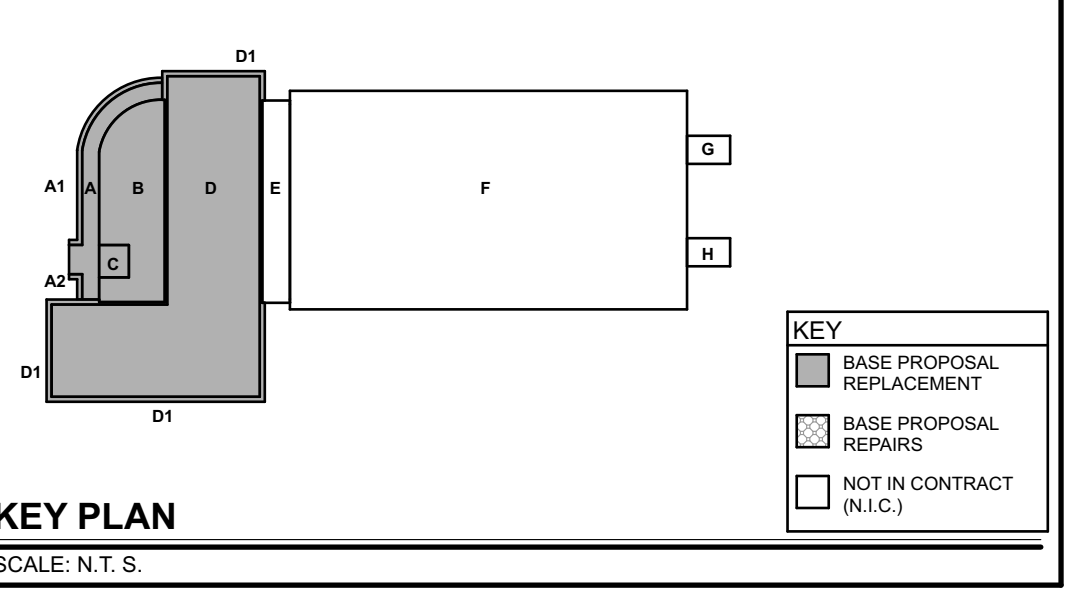
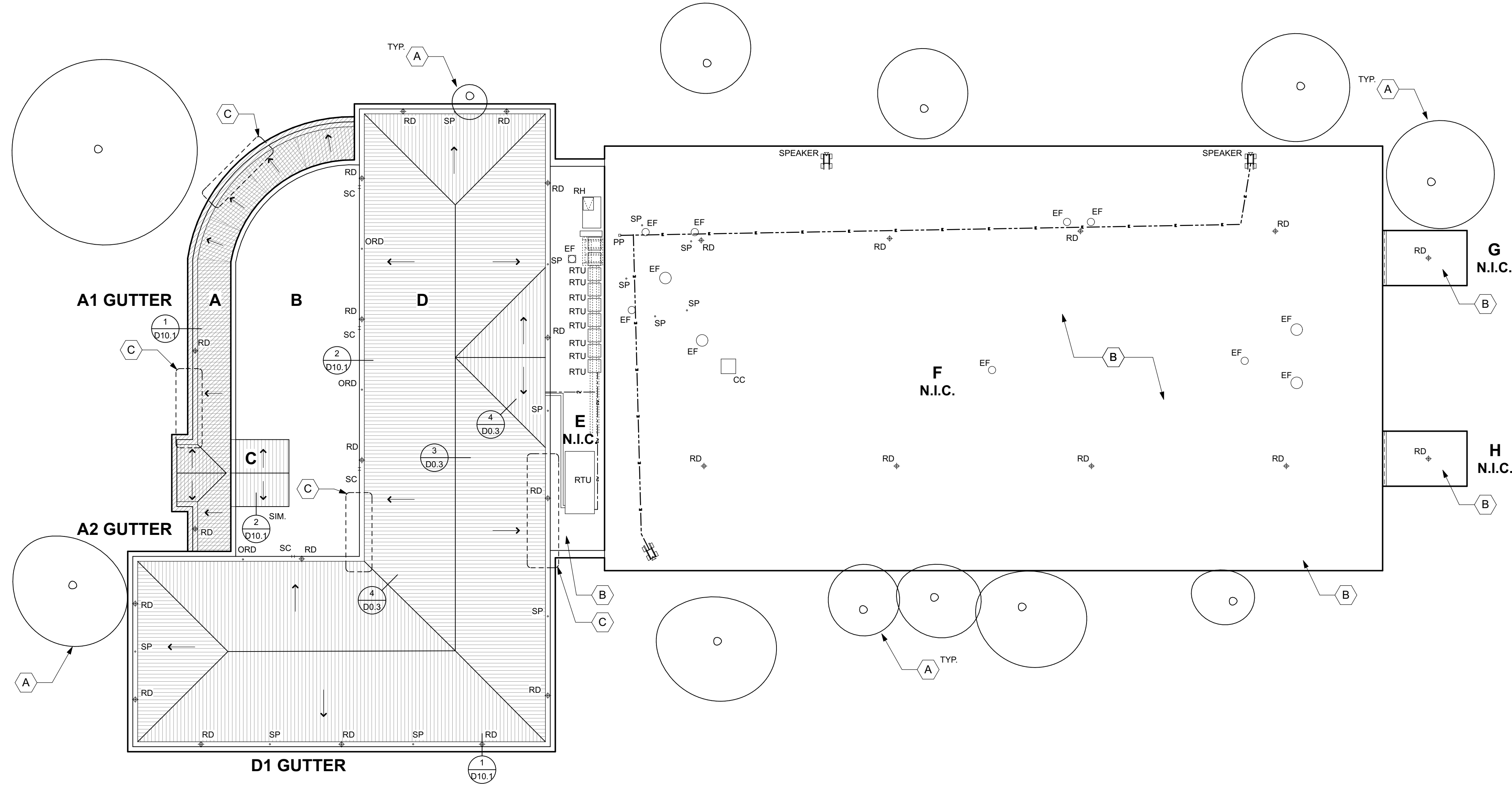
- ROOF AREA "A" AND "D": KEEP EXISTING METAL ROOF AND INSTALL SPECIFIED PRODUCTS AND SYSTEMS
- ROOF AREA "B": REMOVE EXISTING DESIGNATED ROOFING DOWN TO DECK, AND REMOVE COMPONENTS
- ROOF AREA "E"-G": SELECTIVE REPAIRS IN DESIGNATED AREAS AND INSTALL SPECIFIED PRODUCTS AND SYSTEMS

ROOF AREA "B"

- GRANULE SURFACED SBS MODIFIED BITUMEN CAP SHEET - JM DYNAWELD CAP FR CR G OR EQUIVALENT (OVER)
- SBS MODIFIED BITUMEN BASE SHEET - JM DYNAST HW MECHANICALLY FASTENED (OVER)
- 4.5" POLYISO INSULATION BOARD (OVER)
- EXISTING METAL DECK

ROOF AREAS "C" & "D"

- MCELROY 138T STANDING SEAM WITH ROOF HUGGER (OVER)
- EXISTING INSULATION
- SELECTIVE REPAIRS ON GUTTER AND COPING



LEGEND

• SP	SOIL PIPE	DETAIL 1/D0.1 & 1/D0.5	GEJ	GUTTER EXP. JT.	DETAIL 7/D0.1
○ HS	HOT STACK	DETAIL 10/D0.1 & 2/D0.5	▨	ELASTOMERIC COATING	DETAIL 7/D0.1
○ V	VENT	DETAIL 2/D0.1 & SHEET D0.5	▨	NON A/C AREA BELOW	
○ EF	EXHAUST FAN	DETAIL 4/D0.1 & SHEET D0.4	▨	METAL PANEL DETERIORATION	
□ A/C CU	A/C OR COND. UNIT	SHEET D0.2	▨	REPORTED LEAKS	
□ RTU	ROOFTOP UNIT	SHEET D0.2	---	GAS LINE	
• DS	DOWNSPOUT	DETAIL 5 & 8/D0.1	---	ELEC. LINE	DETAIL 9/D0.1
• PP	PITCH PAN	DETAIL 3 & 6/D0.1	---	COND. LINE	
• RD	ROOF DRAIN	DETAIL 4/D24.1	○	TREE	

TEXAS SOUTHWEST COLLEGE
ROOF REPLACEMENT AND REPAIRS
2017

AMTECH SOLUTIONS
1600 N. JACKSON RD. STE #3
PHARR, TEXAS 78577
T 956.686.3095 F 956.686.2233

10 OLIVEIRA STUDENT SERVICES CENTER
DRAWN BY: J.G./S.E.
CHECKED BY: C.G./D.V./J.R.
PROJECT NO.: RGV2017.001004
DATE: 3/20/19 SCALE: SEE DRAWING
SHEET: **4** OF **29** **R2**



GENERAL NOTES:

- 01 OBSERVATIONS OF EXISTING STRUCTURE HAVE NOT BEEN ASSESSED BY STRUCTURAL ENGINEER. THE FOLLOWING ROOF/BUILDING STRUCTURAL STIFFENING/SPANNING INFORMATION PROVIDED SERVE ONLY AS A GUIDE FOR PRICING. RECOMMENDATIONS FOR ROOF & BUILDING STRUCTURAL REINFORCING SHALL BE VERIFIED BY THE CONTRACTOR WITH A STRUCTURAL ENGINEER BEFORE INSTALLATION OF BASE OR ALTERNATE PROPOSAL. CONTRACTOR TO PROVIDE STRUCTURAL ENGINEERING DOCUMENTATION TO ARCHITECT FOR REVIEW
- 02 PROVIDE STRAP TIES AT ALL PURLIN TO BEAM ATTACHMENTS THAT ARE NOT PROPERLY BOLTED.
- 03 PROVIDE 2X2X1/8" BRACES AT PURLINS AT PERIMETER BEAM ON ONE SIDE OF EACH ROOF DECK.
- 04 REPLACE ALL GUTTERS, DOWNSPOUTS, AND SPLASH BLOCKS WITH NEW MATERIAL AS SPEC'D

KEYED NOTES:

- (A) TRIM TREES TO ELIMINATE CONTACT WITH ROOFING SYSTEM
- (B) REMOVE EXISTING R-PANEL SKIRT AND FRAMING
- (C) REMOVE AND REPLACE EXISTING METAL WALL PANELS WITH NEW WALL PANELS AND FLASHING AS PER MANUFACTURER'S REQUIREMENTS
- (D) FOR BASE PROPOSAL. KEEP EXISTING RIDGE OF PROFILE OF BUILDING

EXISTING ROOF CONSTRUCTION

- ROOF AREAS "A" & "B"**
- POLYURETHANE FOAM (OVER)
 - METAL R-PANEL

SCOPE OF WORK

PART 1 ROOF:

BASE PROPOSAL

- REMOVE EXISTING DESIGNATED ROOFING DOWN TO FRAMING AND COMPONENTS IN DESIGNATED AREAS AND INSTALL SPECIFIED PRODUCTS AND SYSTEMS
- TREAT FRAMING FOR RUST CONVERSION AND PAINT WITH W/ RED OXIDE PRIMER
- VERIFY STRUCTURAL DETAILS OF BUILDING WITH ENGINEER BEFORE INSTALLING NEW COMPONENTS

ROOF AREAS "A" & "B"

- GRANULE SURFACED SBS MODIFIED BITUMEN CAP SHEET - JM DYNAWELD FR CR G OR EQUIVALENT (OVER)
- SBS MODIFIED BITUMEN BASE SHEET - JM DYNAWELD 180 S OR EQUIVALENT (OVER)
- 1/2" COVER BOARD - DENSDECK PRIME OR EQUIVALENT (OVER)
- 4.5" POLYISO INSULATION BOARD (OVER)
- SBS MOD BIT BASE DYNAWELD 180 S TORCHED (OVER)
- 5/8" FIRE RATED COVER BOARD (OVER)
- METAL "T" DECK (OVER)
- EXISTING FRAMING TREATED FOR RUST CONVERSION & PAINTED WITH RED OXIDE PRIMER

ALTERNATE PROPOSAL

- REMOVE EXISTING DESIGNATED ROOFING DOWN TO FRAMING AND COMPONENTS IN DESIGNATED AREAS AND INSTALL SPECIFIED PRODUCTS AND SYSTEMS
- TREAT FRAMING FOR RUST CONVERSION AND PAINT WITH W/ RED OXIDE PRIMER

ROOF AREAS "A" & "B"

- GRANULE SURFACED SBS MODIFIED BITUMEN CAP SHEET - JM DYNAWELD FR CR G OR EQUIVALENT (OVER)
- SBS MODIFIED BITUMEN BASE SHEET - DYNAST HW MECHANICALLY FASTENED TO DECK OR POLYISO INSULATION (OVER)
- 4.5" POLYISO INSULATION BOARD (OVER)
- SBS MODIFIED BITUMEN BASE DYNAWELD 180 S TORCHED (OVER)
- 5/8" DENS DECK PRIME (OVER)
- 22 GAUGE TYPE F METAL DECK (OVER)
- TREAT EXISTING FRAMING FOR RUST CONVERSION & PAINTED WITH RED OXIDE PRIMER

PART 2 SKIRT:

BASE PROPOSAL

- REMOVE EXISTING DESIGNATED WALL PANELS ON AND BEHIND SKIRT, FRAMING, AND REMOVE STEEL SKIRT STRUCTURES
- REPLACE EXISTING WALL PANELS AS SPEC'D
- PATCH AND REPAIR AS REQ'D

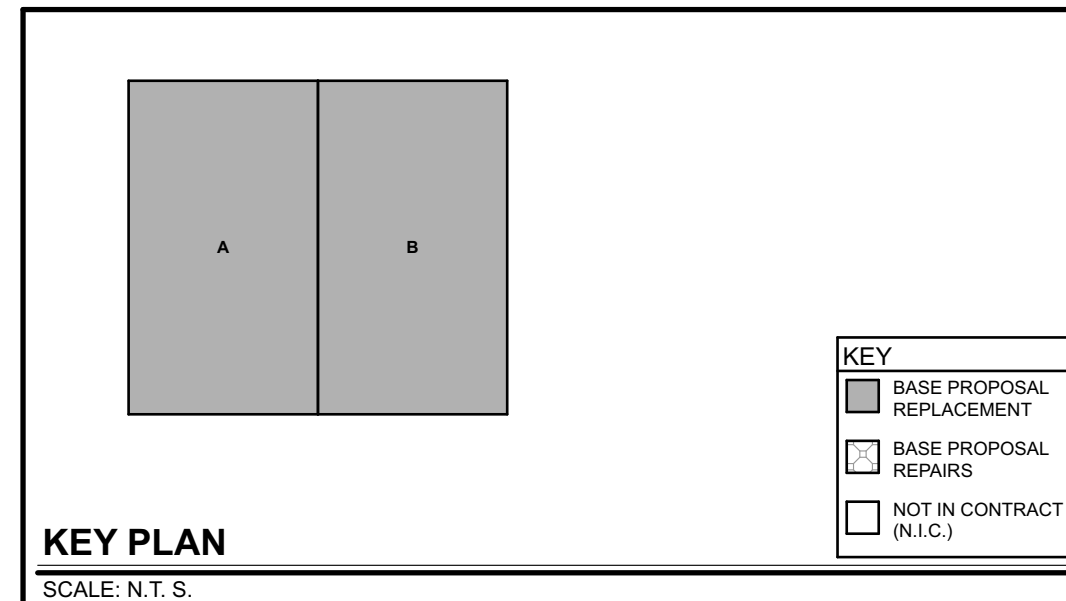
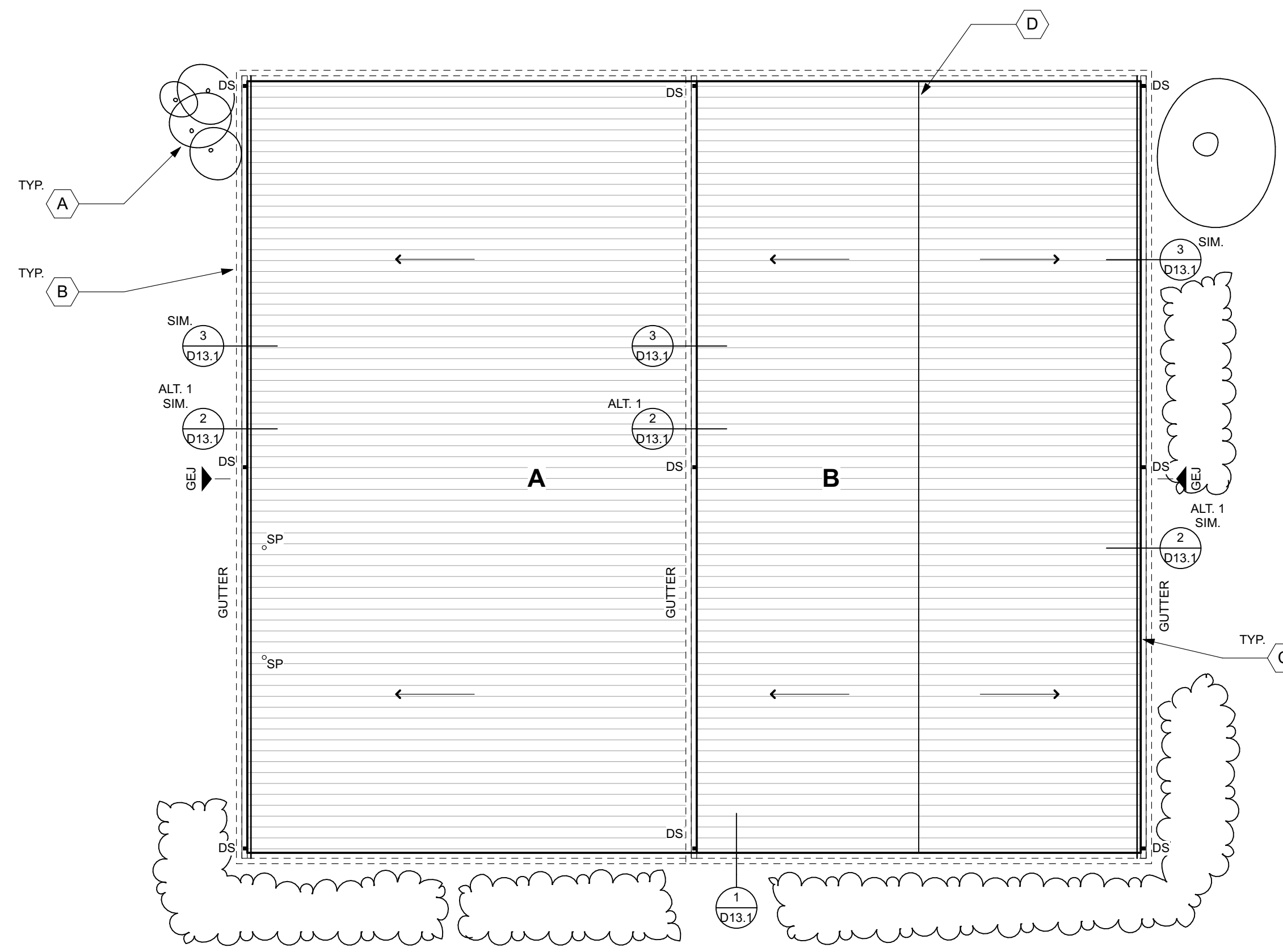
ALTERNATE PROPOSAL

- REMOVE EXISTING DESIGNATED WALL PANELS ON AND BEHIND SKIRT, COMPONENTS, AND DAMAGED FRAMING
- ADD PARAPET WALL AS PER DETAIL 2/D13.1
- PATCH AND REPAIR AS REQ'D

PART 3 INTERIORS:

BASE PROPOSAL

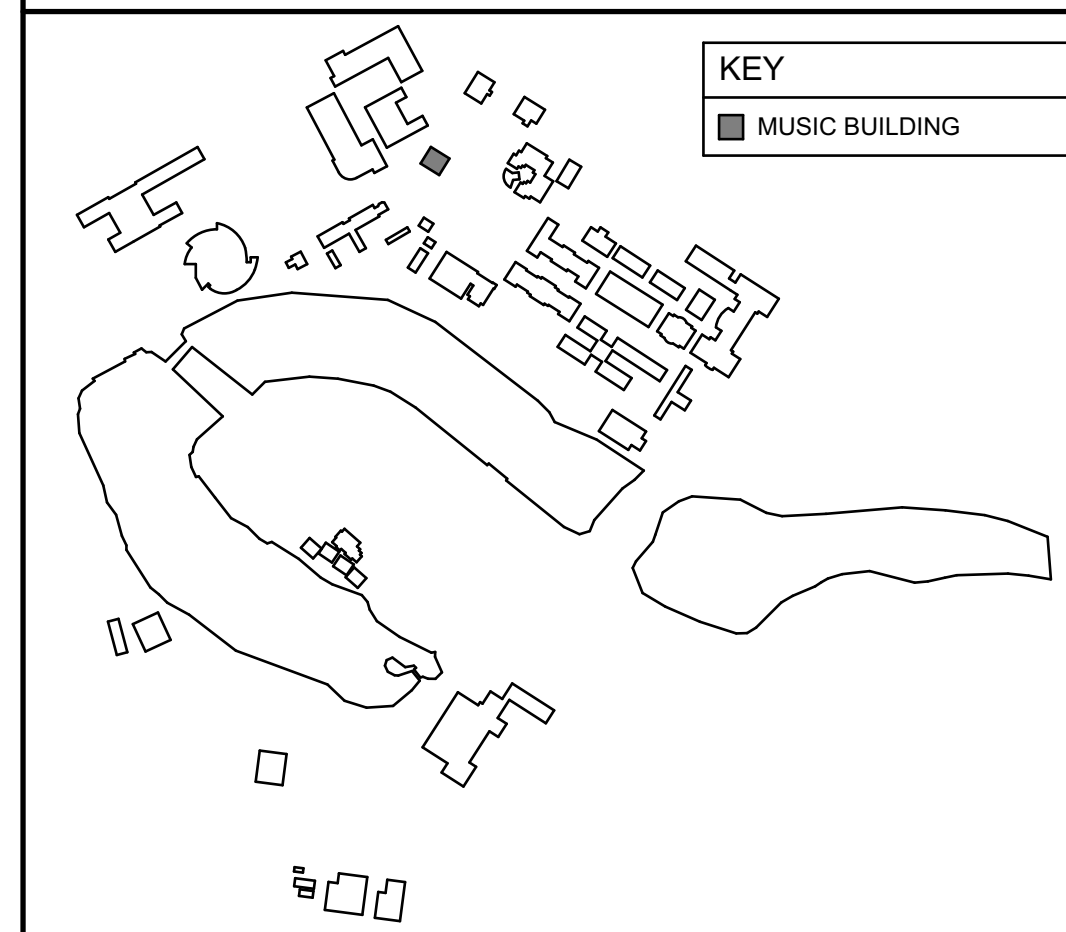
- KEEP EXISTING CLG. TILE IN PLACE DURING ROOF RENOVATION
- REMOVE AND REPLACE EXISTING CLG. TILES AFTER ROOF REPAIR
- PATCH AND REPAIR INTERIORS AS REQ'D



KEY PLAN

SCALE: N.T.S.

CAMPUS KEY PLAN



LEGEND	
•	SP SOIL PIPE DETAIL 1/D0.1 & 1/D0.5
○	HS HOT STACK DETAIL 10/D0.1 & 2/D0.5
○	V VENT DETAIL 2/D0.1 & SHEET D0.5
○	EF EXHAUST FAN DETAIL 4/D0.1 & SHEET D0.4
□	A/C CU A/C OR COND. UNIT SHEET D0.2
□	RTU ROOFTOP UNIT SHEET D0.2
•	DS DOWNSPOUT DETAIL 5 & 8/D0.1
•	PP PITCH PAN DETAIL 3 & 6/D0.1
+	RD ROOF DRAIN DETAIL 4/D24.1
▶	GEJ GUTTER EXP. JT. DETAIL 7/D0.1
▨	ELASTOMERIC COATING DETAIL 10/D0.1 & 2/D0.5
▨	NON A/C AREA BELOW DETAIL 4/D0.1 & SHEET D0.4
▨	METAL PANEL DETERIORATION REPORTED LEAKS
---	GAS LINE DETAIL 9/D0.1
---	ELEC. LINE DETAIL 9/D0.1
---	COND. LINE DETAIL 9/D0.1
○	TREE




13 MUSIC BUILDING

SCALE: 1" = 10' - 0"



ISSUED FOR:	SCHEMATIC DESIGN	09/30/18
ASBESTOS TESTING:		11/21/18
DESIGN DEVELOPMENT:		02/22/19
50% CONSTRUCTION DOCUMENTS:		03/05/19
FOR CONSTRUCTION:		03/20/19



TEXAS SOUTHWEST COLLEGE
2017
ROOF REPLACEMENT AND REPAIRS

AMTECH SOLUTIONS
1600 N. JACKSON RD. STE #3
PHARR, TEXAS 78577
T 956.686.3095 F 956.686.2233

13 MUSIC BUILDING	
DRAWN BY:	J.G. / S.E.
CHECKED BY:	C.G. / D.V. / J.R.
PROJECT NO.:	RGV2017.001004
DATE:	3/20/19
SCALE:	SEE DRAWING
SHEET:	5 OF 29
R3	

GENERAL NOTES:

- REPLACE DAMAGED EQUIPMENT
- PROPERLY TIE DOWN MECHANICAL EQUIPMENT IN A MANNER THAT PROVIDES CODE REQUIRED WIND RESISTANCE AS CALCULATED BY ASCE-7
- SCOPE LIMITED TO SELECTIVE REPAIRS ON ROOF AREAS D - G
- IF ASBESTOS CONTAINING MATERIALS ARE DETERMINED TO EXIST AT AREA SCHEDULED FOR WORK, THE REMOVAL, HANDLING, AND DISPOSAL OF THE ACM MUST TAKE PLACE IN ACCORDANCE WITH ALL APPLICABLE LOCAL, STATE, AND FEDERAL LAWS AND REGULATIONS

KEYED NOTES:

- (A) TRIM TREES TO ELIMINATE CONTACT WITH ROOFING SYSTEM
- (B) REGULAR GENERAL MAINTENANCE REQUIRED TO RETAIN THE EXISTING ROOF SYSTEM WARRANTY
- (C) REPLACE WITH PROPER EQUIPMENT
- (D) MISSING CLIPS
- (E) NO PERIMETER EDGE METAL
- (F) REPLACE JACKETS AND INSULATION ON REFRIGERANT LINES
- (G) REPLACE DAMAGED JUNCTION BOX AND CONDUITS
- (H) REPLACE CORRODED STANDING SEAM PENETRATION HOOD

EXISTING ROOF CONSTRUCTION

ROOF AREAS "A" & "C"

- GRANULAR SURFACED MODIFIED BITUMEN CAP SHEET (OVER)
- 6 PLYES IN ASPHALT (OVER)
- 3" PERLITE (OVER)
- BASE SHEET (NAILED TO)
- ROBIN PAPER
- WOOD DECK

ROOF AREA "B"

- 1 1/2" SINGLE-LOCK STANDING SEAM METAL ROOF W/ PENCIL RIBS

SCOPE OF WORK

BASE PROPOSAL

- ROOF AREA "A" AND "C": REMOVE EXISTING DESIGNATED ROOFING DOWN TO DECK, AND REMOVE COMPONENTS AND INSTALL SPECIFIED PRODUCTS AND SYSTEMS
- ROOF AREA "B": REMOVE EXISTING METAL ROOF AND INSTALL SPECIFIED PRODUCTS AND SYSTEMS
- ROOF AREA "D"- "N": SELECTIVE REPAIRS IN DESIGNATED AREAS AND INSTALL SPECIFIED PRODUCTS AND SYSTEMS
- NEW R-PANEL OVER UNDERLAYMENT OVER EXISTING STUCCO
- PROVIDE NEW FASCIA TRIM TO COVER EXISTING EXPOSED WOOD LAMINATE BEAM ON RAKE SIDE OF BARREL VAULT

ROOF AREAS "A" & "C"

- GRANULE SURFACED SBS MODIFIED BITUMEN CAP SHEET - JM DYNAWELD CAP FR CR G OR EQUIVALENT (OVER)
- SBS MODIFIED BITUMEN BASE SHEET - JM DYNAWELD 180 S OR EQUIVALENT (OVER)
- 1/2" DENS DECK PRIME (OVER)
- 4.5" POLYISO INSULATION BOARD (OVER)
- EXISTING WOOD DECK

ROOF AREAS "B"

- 18" STANDING SEAM CONTINUOUS PANEL METAL ROOF (OVER)
- STAINLESS STEEL CLIPS (OVER)
- 4.5" POLYISO INSULATION BOARD (OVER)
- PEEL AND STICK ICE AND WATER SHIELD AS SPEC'D. (OVER)
- EXISTING ROOF DECK
- SELECTIVE REPAIRS ON GUTTER AND COPING AND WOOD BEAM FASCIA

ALTERNATE PROPOSAL

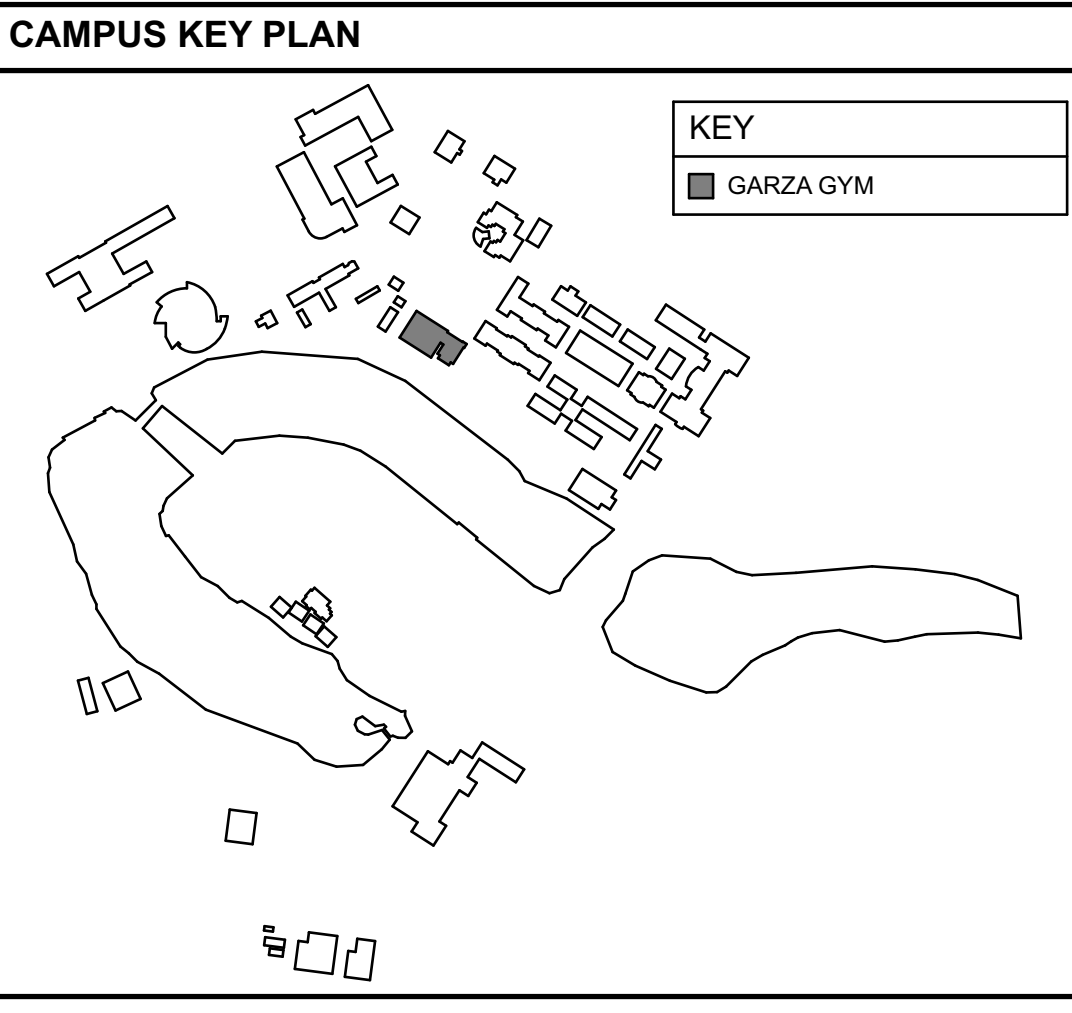
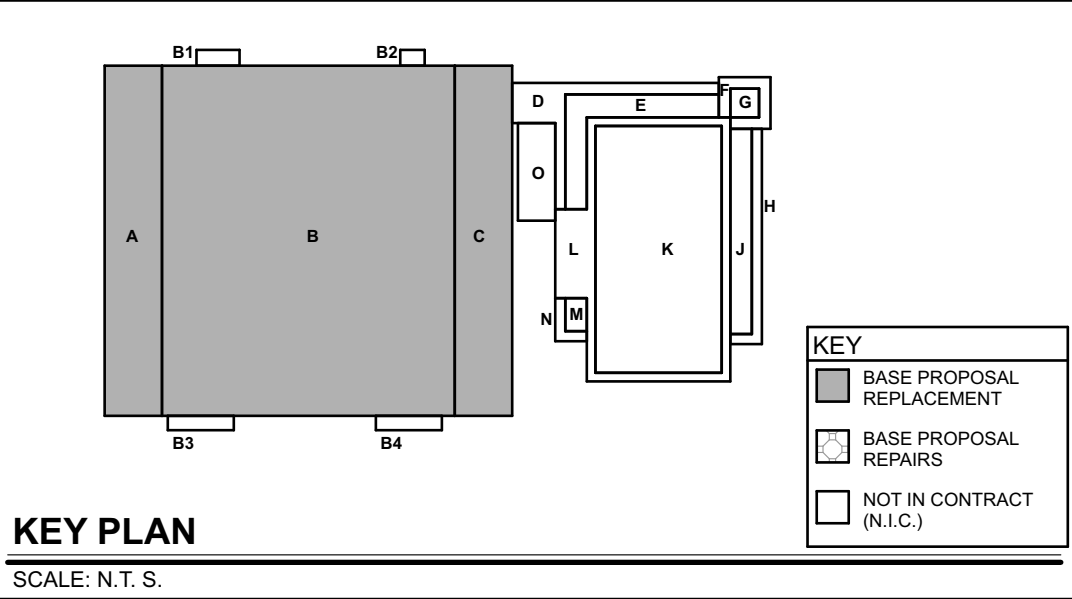
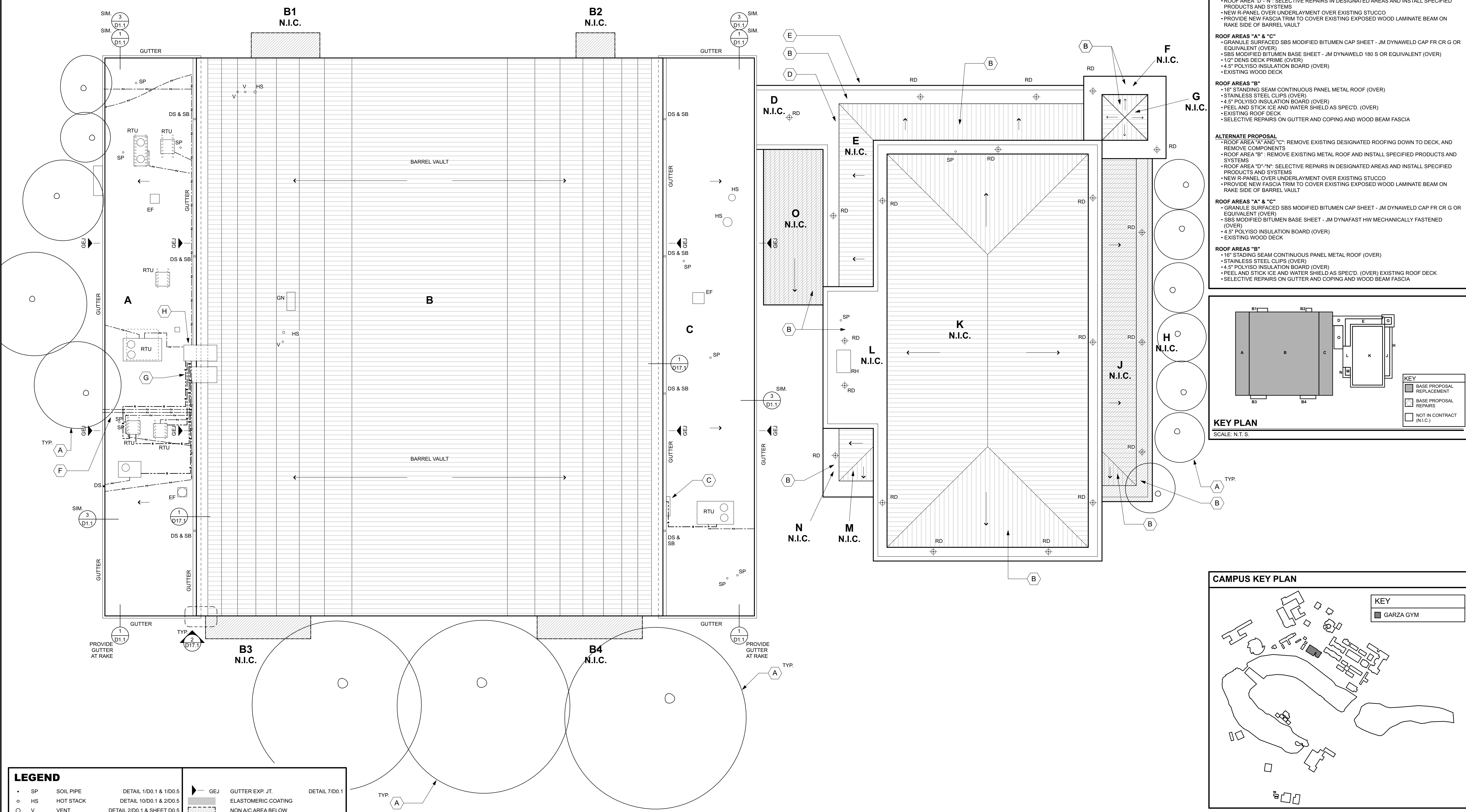
- ROOF AREA "A" AND "C": REMOVE EXISTING DESIGNATED ROOFING DOWN TO DECK, AND REMOVE COMPONENTS
- ROOF AREA "B": REMOVE EXISTING METAL ROOF AND INSTALL SPECIFIED PRODUCTS AND SYSTEMS
- ROOF AREA "D"- "N": SELECTIVE REPAIRS IN DESIGNATED AREAS AND INSTALL SPECIFIED PRODUCTS AND SYSTEMS
- NEW R-PANEL OVER UNDERLAYMENT OVER EXISTING STUCCO
- PROVIDE NEW FASCIA TRIM TO COVER EXISTING EXPOSED WOOD LAMINATE BEAM ON RAKE SIDE OF BARREL VAULT

ROOF AREAS "A" & "C"

- GRANULE SURFACED SBS MODIFIED BITUMEN CAP SHEET - JM DYNAWELD CAP FR CR G OR EQUIVALENT (OVER)
- SBS MODIFIED BITUMEN BASE SHEET - JM DYNAWELD HW MECHANICALLY FASTENED (OVER)
- 4.5" POLYISO INSULATION BOARD (OVER)
- EXISTING WOOD DECK

ROOF AREAS "B"

- 18" STANDING SEAM CONTINUOUS PANEL METAL ROOF (OVER)
- STAINLESS STEEL CLIPS (OVER)
- 4.5" POLYISO INSULATION BOARD (OVER)
- PEEL AND STICK ICE AND WATER SHIELD AS SPEC'D. (OVER) EXISTING ROOF DECK
- SELECTIVE REPAIRS ON GUTTER AND COPING AND WOOD BEAM FASCIA



LEGEND

SP	SOIL PIPE	DETAIL 1/D0.1 & 1/D0.5	GEJ	GUTTER EXP. JT.	DETAIL 7/D0.1
HS	HOT STACK	DETAIL 10/D0.1 & 2/D0.5	[Hatched]	ELASTOMERIC COATING	DETAIL 7/D0.1
V	VENT	DETAIL 2/D0.1 & SHEET D0.5	[Dotted]	NON A/C AREA BELOW	
EF	EXHAUST FAN	DETAIL 4/D0.1 & SHEET D0.4	[Cross-hatched]	METAL PANEL DETERIORATION	
A/C CU	A/C OR COND. UNIT	SHEET D0.2	[Dashed]	REPORTED LEAKS	
RTU	ROOFTOP UNIT	SHEET D0.2	[Dotted]	GAS LINE	DETAIL 9/D0.1
DS	DOWNSPOUT	DETAIL 5 & 8/D0.1	[Dashed]	ELEC. LINE	DETAIL 9/D0.1
PP	PITCH PAN	DETAIL 3 & 6/D0.1	[Dashed]	COND. LINE	DETAIL 9/D0.1
RD	ROOF DRAIN	DETAIL 4/D24.1	(O)	TREE	

17 GARZA GYMNASIUM
SCALE: 1" = 10' - 0"

NORTH

0' 5' 10' 20' 30'

ISSUED FOR: SCHEMATIC DESIGN 09/30/18
ASBESTOS TESTING 11/21/18
DESIGN DEVELOPMENT 02/22/19
50% CONSTRUCTION DOCUMENTS 03/05/19
FOR CONSTRUCTION 03/20/19

REGISTERED ARCHITECT
JAMES L. HIGHTOWER
STATE OF TEXAS
3/20/19

TEXAS SOUTHWEST COLLEGE
2017
ROOF REPLACEMENT AND REPAIRS

AMTECH SOLUTIONS
1600 N. JACKSON RD. STE #3
PHARR, TEXAS 78577
T 956.686.3095 F 956.686.2233

17 GARZA GYMNASIUM
DRAWN BY: J.G./S.E.
CHECKED BY: C.G./D.V./J.R.
PROJECT NO.: RGV2017.001004
DATE: 3/20/19 SCALE: SEE DRAWING
6 OF 29 SHEET **R4**

GENERAL NOTES:

- 01 REPAIR COPING AND FLASHINGS
- 02 SLOPE FOR POSITIVE DRAINAGE TO GUTTER

KEYED NOTES:

- (A) TRIM TREES TO ELIMINATE CONTACT WITH ROOFING SYSTEM
- (B) PROVIDE CRICKETS TO DRAW TO SCUPPERS
- (C) SHAPE ROOF FOR 5:5 SLOPING PLATFORM IN FROM OF ACCESS DOOR
- (D) REPLACE ALL ROTTEN WOOD THAT EXISTS UNDER ROOF MEMBRANE WITH NEW TREATED LUMBER
- (E)

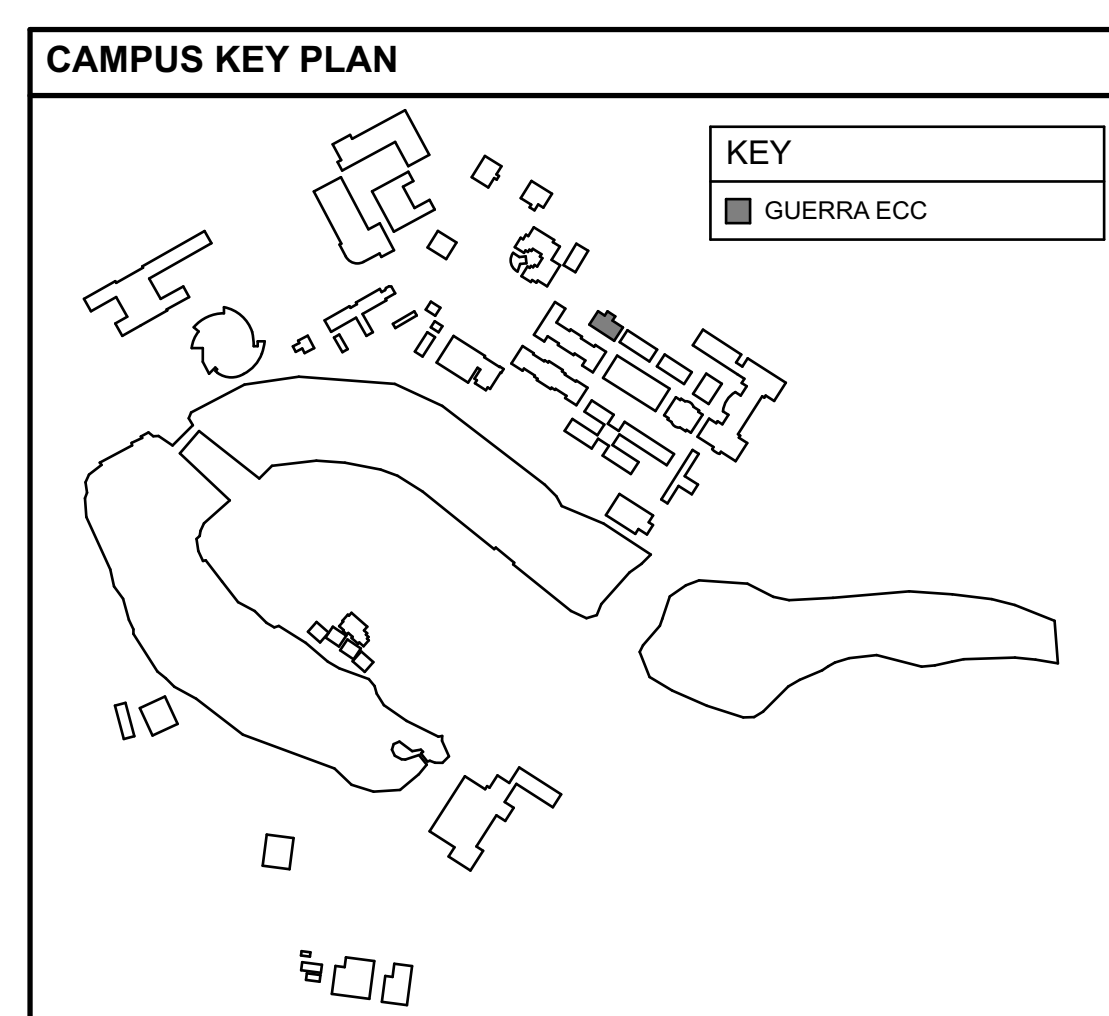
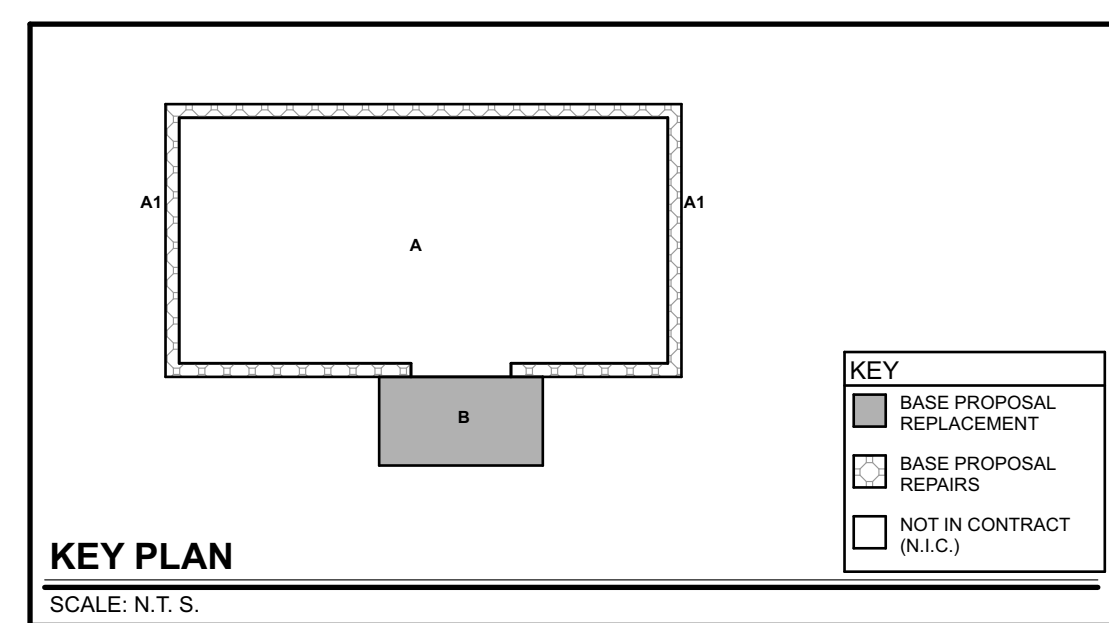
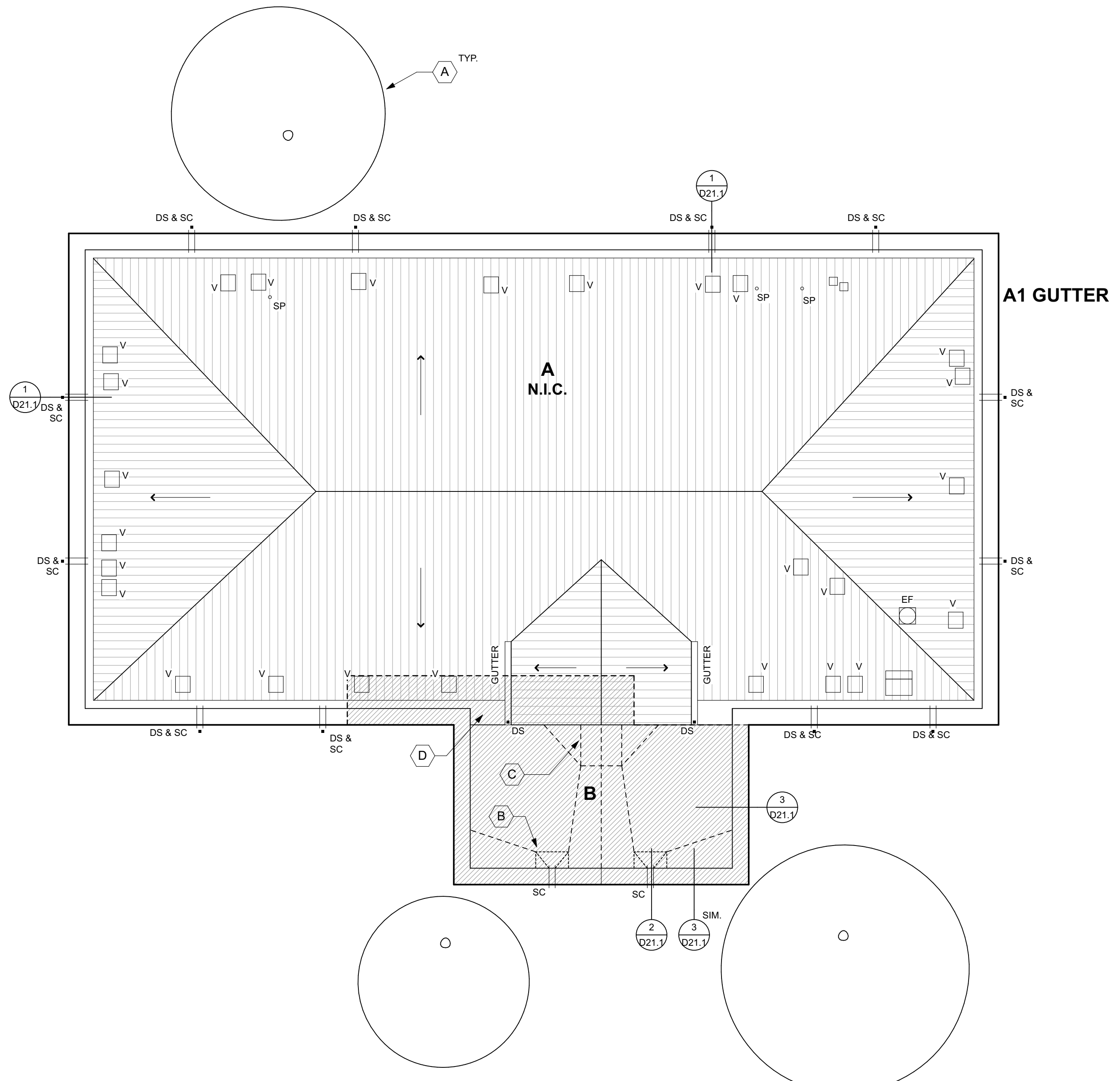

EXISTING ROOF CONSTRUCTION

- ROOF AREA "A"**
- 2"x16" SINGLE LOCK STANDING SEAM METAL ROOF - GALVANIZED W/ STRIATIONS
- ROOF AREA "A1"**
- SHEET METAL GUTTER
- ROOF AREA "B"**
- GRANULAR SURFACED MODIFIED BITUMEN CAP SHEET AND BASE PLY (OVER)
 - 6" TAPERED PERLITE INSULATION (OVER)
 - BASE SHEET (FASTENED TO)
 - PLYWOOD (FASTENED TO)
 - METAL DECK

SCOPE OF WORK

- BASE PROPOSAL**
- ROOF AREA "A": KEEP EXISTING METAL ROOF
 - ROOF AREA "A1": KEEP EXISTING GUTTER AND INSTALL SPECIFIED PRODUCTS AND SYSTEMS FOR SELECTIVE REPAIRS. REMOVE AND RE-ATTACH COPING TO MEET E1
 - ROOF AREA "B": REMOVE EXISTING DESIGNATED ROOFING DOWN TO DECK, AND REMOVE COMPONENTS. INSTALL SPECIFIED PRODUCTS AND SYSTEMS.
- ROOF AREAS "A1"**
- GRANULE SURFACED SBS MODIFIED BITUMEN CAP SHEET - JM DYNAWELD CAP FR CR G OR EQUIVALENT (OVER)
 - SBS MODIFIED BITUMEN BASE SHEET - JM DYNAWELD HW MECHANICALLY FASTENED (OVER)
 - BASE SHEET AS SPEC'D (OVER)
 - PIMMA COATING (OVER)
 - EXISTING METAL GUTTER (OVER)
 - EXISTING METAL ROOF
- ROOF AREAS "B"**
- GRANULE SURFACED SBS MODIFIED BITUMEN CAP SHEET - JM DYNAWELD CAP FR CR G OR EQUIVALENT (OVER)
 - SBS MODIFIED BITUMEN BASE SHEET - JM DYNAWELD 180 S OR EQUIVALENT (OVER)
 - 1/2" DENS DECK PRIME (OVER)
 - 4.5" POLYISO INSULATION BOARD (OVER)
 - EXISTING METAL DECK
- ALTERNATE PROPOSAL**
- ROOF AREAS "A1"**
- GRANULE SURFACED SBS MODIFIED BITUMEN CAP SHEET - JM DYNAWELD CAP FR CR G OR EQUIVALENT (OVER)
 - SBS MODIFIED BITUMEN BASE SHEET - JM DYNAWELD HW MECHANICALLY FASTENED (OVER)
 - BASE SHEET AS SPEC'D (OVER)
 - PIMMA COATING (OVER)
 - EXISTING METAL GUTTER (OVER)
 - EXISTING METAL ROOF
- ROOF AREAS "B"**
- GRANULE SURFACED SBS MODIFIED BITUMEN CAP SHEET - JM DYNAWELD CAP FR CR G OR EQUIVALENT (OVER)
 - SBS MODIFIED BITUMEN BASE SHEET - JM DYNAWELD HW MECHANICALLY FASTENED (OVER)
 - 4.5" POLYISO INSULATION BOARD (OVER)
 - EXISTING METAL DECK

ISSUED FOR:	SCHEMATIC DESIGN	09/30/18
ASBESTOS TESTING		11/21/18
DESIGN DEVELOPMENT		02/22/19
50% CONSTRUCTION DOCUMENTS		03/05/19
FOR CONSTRUCTION		03/20/19



LEGEND			
• SP	SOIL PIPE DETAIL 1/D0.1 & 1/D0.5	GEJ	GUTTER EXP. JT. DETAIL 7/D0.1
○ HS	HOT STACK DETAIL 10/D0.1 & 2/D0.5	▨	ELASTOMERIC COATING DETAIL 7/D0.1
○ V	VENT DETAIL 2/D0.1 & SHEET D0.5	▨	NON A/C AREA BELOW DETAIL 4/D0.1 & SHEET D0.4
○ EF	EXHAUST FAN DETAIL 4/D0.1 & SHEET D0.4	▨	METAL PANEL DETERIORATION REPORTED LEAKS
□ A/C CU	A/C OR COND. UNIT SHEET D0.2	---	GAS LINE DETAIL 9/D0.1
□ RTU	ROOFTOP UNIT SHEET D0.2	---	ELEC. LINE DETAIL 9/D0.1
• DS	DOWNSPOUT DETAIL 5 & 8/D0.1	---	COND. LINE DETAIL 9/D0.1
• PP	PITCH PAN DETAIL 3 & 6/D0.1	○	TREE
• RD	ROOF DRAIN DETAIL 4/D24.1		

21 GUERRA EARLY CHILDHOOD CENTER

SCALE: 1" = 10' - 0"

NORTH

TEXAS SOUTHWEST COLLEGE
ROOF REPLACEMENT AND REPAIRS
 2017

AMTECH SOLUTIONS

1600 N. JACKSON RD. STE #3
PHARR, TEXAS 78577

T 956.686.3095 F 956.686.2233

21 GUERRA EARLY CHILDHOOD CENTER	
DRAWN BY:	J.G./S.E.
CHECKED BY:	C.G./D.V./J.R.
PROJECT NO.:	RGV2017.001004
DATE:	3/20/19
SCALE:	SEE DRAWING
SHEET:	7 OF 29
	R5

GENERAL NOTES:

- 01 REMOVE ABANDONED ELECTRICAL LINES
- 02 SCOPE LIMITED TO SELECTIVE REPAIRS ON ROOF AREA A
- 03 PROPERLY TIE DOWN MECHANICAL EQUIPMENT IN A MANNER THAT PROVIDES CODE REQUIRED WIND RESISTANCE AS CALCULATED BY ASCE-7
- 04 IF ASBESTOS CONTAINING MATERIALS ARE DETERMINED TO EXIST AT AREA SCHEDULED FOR WORK, THE REMOVAL, HANDLING, AND DISPOSAL OF THE ACM MUST TAKE PLACE IN ACCORDANCE WITH ALL APPLICABLE LOCAL, STATE, AND FEDERAL LAWS AND REGULATIONS

KEYED NOTES:

- (A) TRIM TREES TO ELIMINATE CONTACT WITH ROOFING SYSTEM
- (B) REGULAR GENERAL MAINTENANCE REQUIRED TO RETAIN THE EXISTING ROOF SYSTEM WARRANTY
- (C) OVERFLOW SCUPPER TOO SMALL
- (D) MISSING OVERFLOW SCUPPER
- (E) ADDRESS LEAKS IDENTIFIED IN THIS AREA

EXISTING ROOF CONSTRUCTION

ROOF AREA "B"

- FLOOD COAT & GRAVEL (OVER)
- 3 PLYS IN ASPHALT (OVER)
- BASE SHEET (MECHANICALLY FASTENED TO)
- 4" LIGHTWEIGHT INSULATED CONCRETE (LWIC) (OVER)
- FLUTED METAL DECK

ISSUED FOR:	SCHEMATIC DESIGN	09/30/18
ASBESTOS TESTING:		11/21/18
DESIGN DEVELOPMENT:		02/22/19
10% CONSTRUCTION DOCUMENTS:		03/05/19
FOR CONSTRUCTION:		03/20/19

SCOPE OF WORK

BASE PROPOSAL
SPUD GRAVEL, KEEP EXISTING B.U.R. AND INSTALL SPECIFIED PRODUCTS AND SYSTEMS. WET ENCAPSULATE ASBESTOS ON PARAPET FLASHING. PROVIDE EXPANSION PONY WALL TO RAISE HEIGHT OF DIVIDING WALL FOR 8" MINIMUM FLASHING REQ'D.

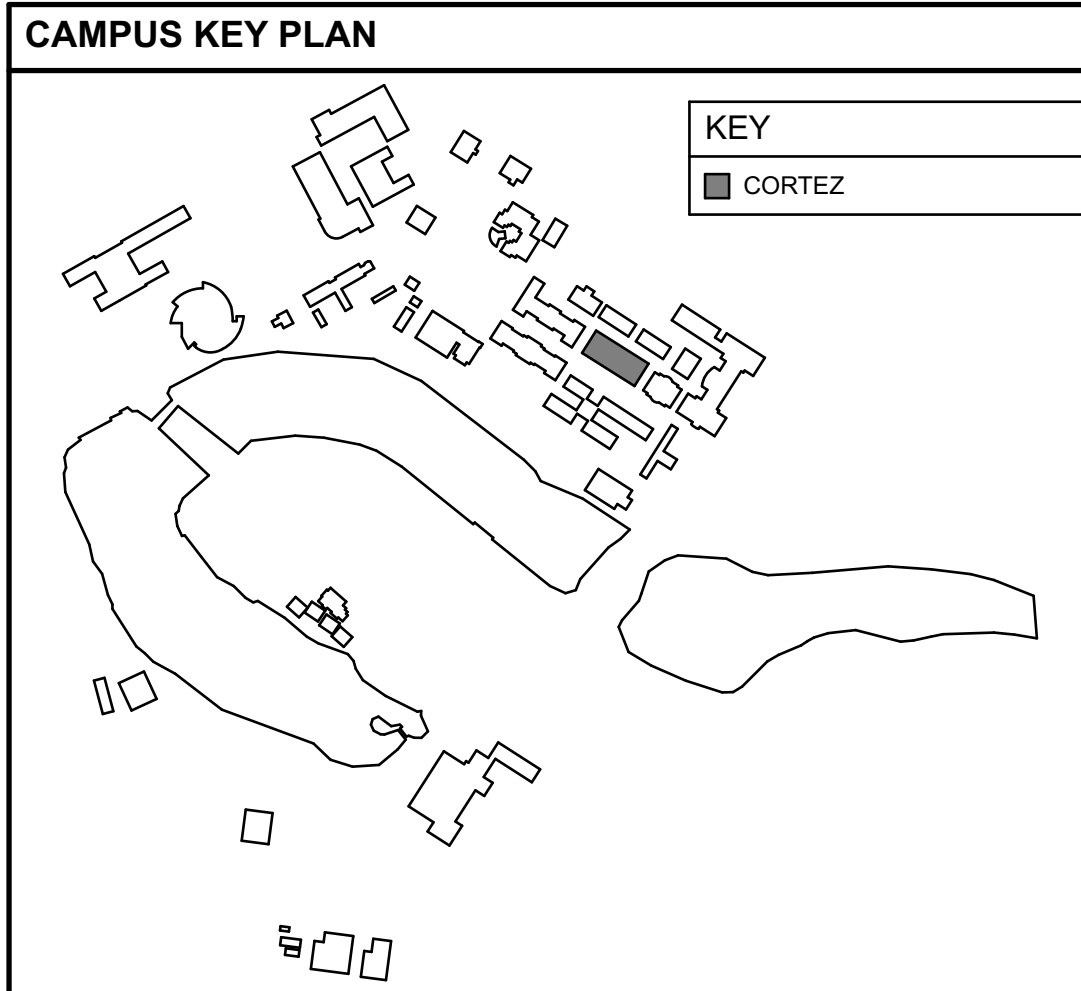
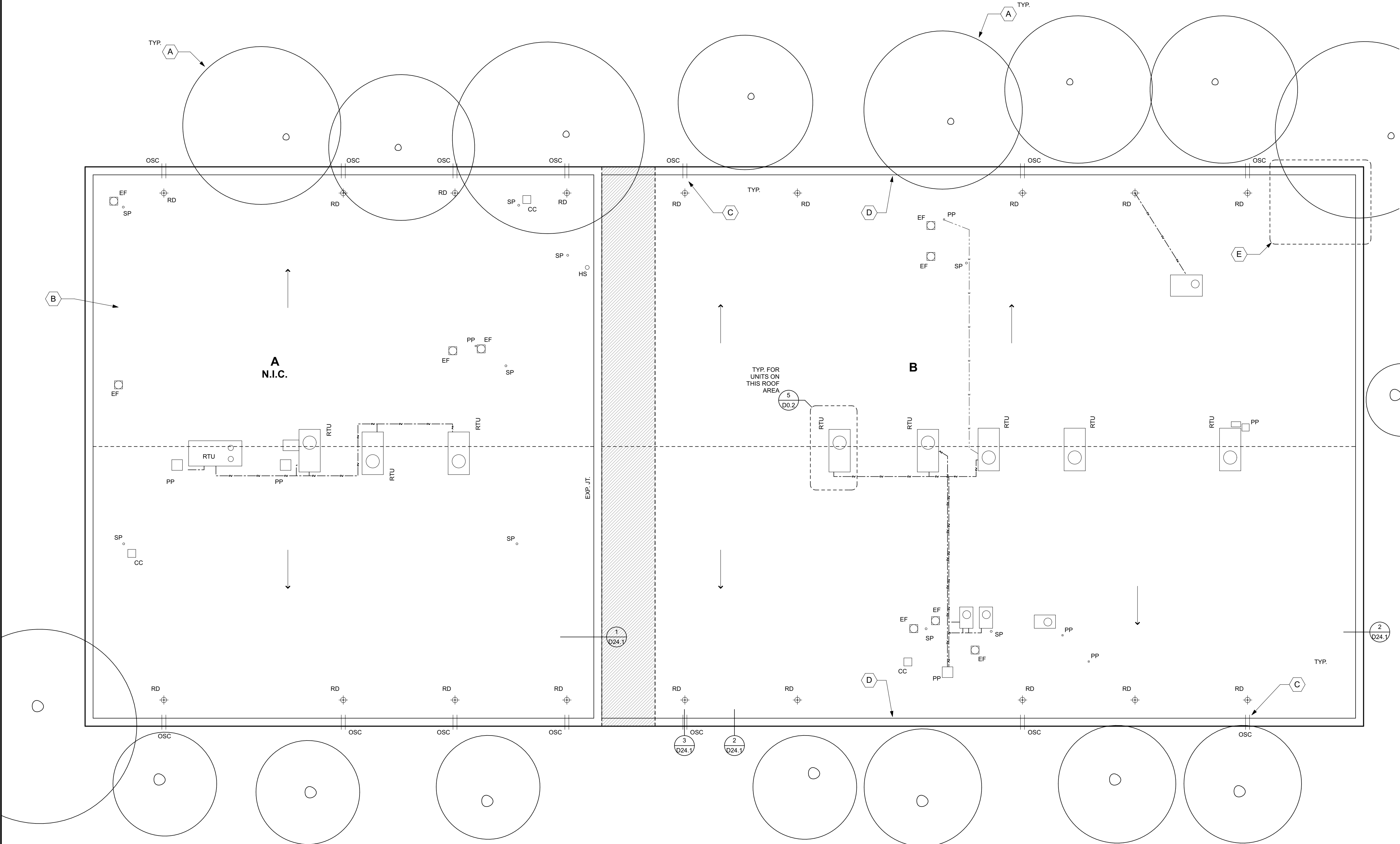
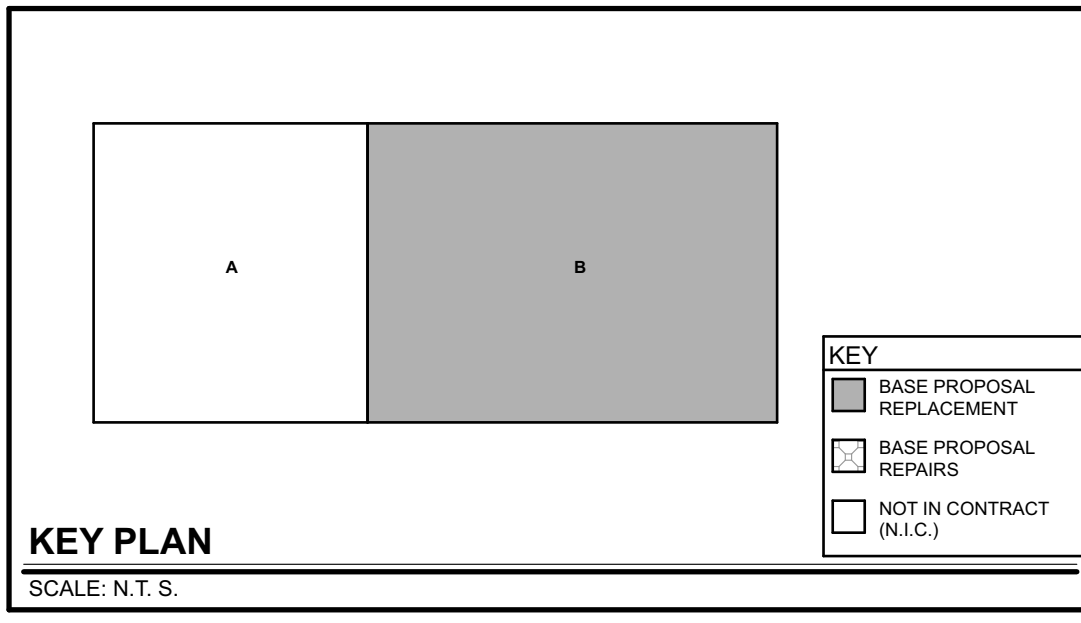
ROOF AREAS "B"

- GRANULE SURFACED SBS MODIFIED BITUMEN CAP SHEET - JM DYNAWELD CAP FR CR G OR EQUIVALENT (OVER)
- SBS MODIFIED BITUMEN BASE SHEET - JM DYNAWELD 180 S OR EQUIVALENT (OVER)
- 1/2" DENS DECK PRIME (OVER)
- 4.5" POLYISO INSULATION BOARD (OVER)
- EXISTING BUR SYSTEM SPUDED, CLEANED, REPAIRED AND PREPPED AS REQUIRED

ALTERNATE PROPOSAL
SPUD GRAVEL, KEEP EXISTING B.U.R. AND INSTALL SPECIFIED PRODUCTS AND SYSTEMS. WET ENCAPSULATE ASBESTOS ON PARAPET FLASHING. PROVIDE EXPANSION PONY WALL TO RAISE HEIGHT OF DIVIDING WALL FOR 8" MINIMUM FLASHING REQ'D.

ROOF AREAS "B"

- GRANULE SURFACED SBS MODIFIED BITUMEN CAP SHEET - JM DYNAWELD CAP FR CR G OR EQUIVALENT (OVER)
- SBS MODIFIED BITUMEN BASE SHEET - JM DYNAST HW MECHANICALLY FASTENED (OVER)
- 4.5" POLYISO INSULATION BOARD (OVER)
- EXISTING BUR SYSTEM SPUDED, CLEANED, REPAIRED AND PREPPED AS REQUIRED



LEGEND

•	SP	SOIL PIPE	DETAIL 1/D0.1 & 1/D0.5	▶	GEJ	GUTTER EXP. JT.	DETAIL 7/D0.1
○	HS	HOT STACK	DETAIL 10/D0.1 & 2/D0.5	▨		ELASTOMERIC COATING	DETAIL 7/D0.1
○	V	VENT	DETAIL 2/D0.1 & SHEET D0.5	▨		NON A/C AREA BELOW	
□	EF	EXHAUST FAN	DETAIL 4/D0.1 & SHEET D0.4	▨		METAL PANEL DETERIORATION	
□	A/C CU	A/C OR COND. UNIT	SHEET D0.2	▨		REPORTED LEAKS	
□	RTU	ROOFTOP UNIT	SHEET D0.2	---		GAS LINE	
•	DS	DOWNSPOUT	DETAIL 5 & 8/D0.1	---		ELEC. LINE	DETAIL 9/D0.1
•	PP	PITCH PAN	DETAIL 3 & 6/D0.1	---		COND. LINE	
+	RD	ROOF DRAIN	DETAIL 4/D24.1	○		TREE	

24 CORTEZ HALL

SCALE: 1" = 10' - 0"

NORTH

0' 5' 10' 20' 30'

TEXAS SOUTHWEST COLLEGE
2017
ROOF REPLACEMENT AND REPAIRS

AMTECH SOLUTIONS
1600 N. JACKSON RD. STE #3
PHARR, TEXAS 78577
T 956.686.3095 F 956.686.2233

24 CORTEZ HALL

DRAWN BY: J.G./S.E.
CHECKED BY: C.G./D.V./J.R.
PROJECT NO.: RGV2017.001004
DATE: 3/20/19 SCALE: SEE DRAWING
SHEET: 8 OF 29 R6

GENERAL NOTES:

- REFER TO STRUCTURAL PLANS FOR WINDSTORM DETAILS
- SCOPE LIMITED TO SELECTIVE REPAIRS ON ALL ROOF AREAS EXCEPT DESIGNATED GUTTERS AND ROOF AREA B
- REPLACE ALL ROTTEN OR DAMAGED DECK BOARDS AND WOOD WITH NEW LUMBER TO MATCH EXISTING

KEYED NOTES:

- TRIM TREES TO ELIMINATE CONTACT WITH ROOFING SYSTEM
- REGULAR GENERAL MAINTENANCE REQUIRED TO RETAIN THE EXISTING ROOF SYSTEM WARRANTY
- CLEAN ORGANIC DEBRIS FROM GUTTERS
- INSTALL NEW 22 GA. GUTTER W/ EXPANSION JOINT
- REPAIR CHIPPED TILES AND DAMAGED MORTAR
- REPLACE SPLASH BLOCKS
- SEE SHEET D27.1 FOR RCP & NOTES FOR STRUCTURAL REPAIRS

EXISTING ROOF CONSTRUCTION

ROOF AREA "B":

- FLOOD COAT & GRAVEL (OVER)
- 3 PLYS IN ASPHALT (OVER)
- 3/4" PERLITE (OVER)
- BASE SHEET (FASTENED TO)
- WOOD DECK

ISSUED FOR:
SCHEMATIC DESIGN 09/30/18
ASBESTOS TESTING 11/21/18
DESIGN DEVELOPMENT 02/22/19
50% CONSTRUCTION DOCUMENTS 03/05/19
FOR CONSTRUCTION 03/20/19

SCOPE OF WORK

BASE PROPOSAL
PROVIDE STRUCTURAL SUPPORT FOR COLLAPSING ROOF. REPLACE DAMAGED STRUCTURAL ELEMENTS. REMOVE EXISTING DESIGNATED ROOFING DOWN TO DECK AND COMPONENTS IN DESIGNATED AREAS AND INSTALL SPECIFIED PRODUCTS AND SYSTEMS:

ROOF AREA "B":

- GRANULE SURFACED SBS MODIFIED BITUMEN CAP SHEET - JM DYNAWELD CAP FR CR G OR EQUIVALENT (OVER)
- SBS MODIFIED BITUMEN BASE SHEET - JM DYNAWELD 180 S OR EQUIVALENT (OVER)
- 1/2" DENS DECK PRIME (OVER)
- TAPERED POLYISO INSULATION BOARD (OVER)
- EXISTING WOOD DECK

ROOF AREA "F":

- INSTALL NEW GUTTER AND DOWNSPOUT

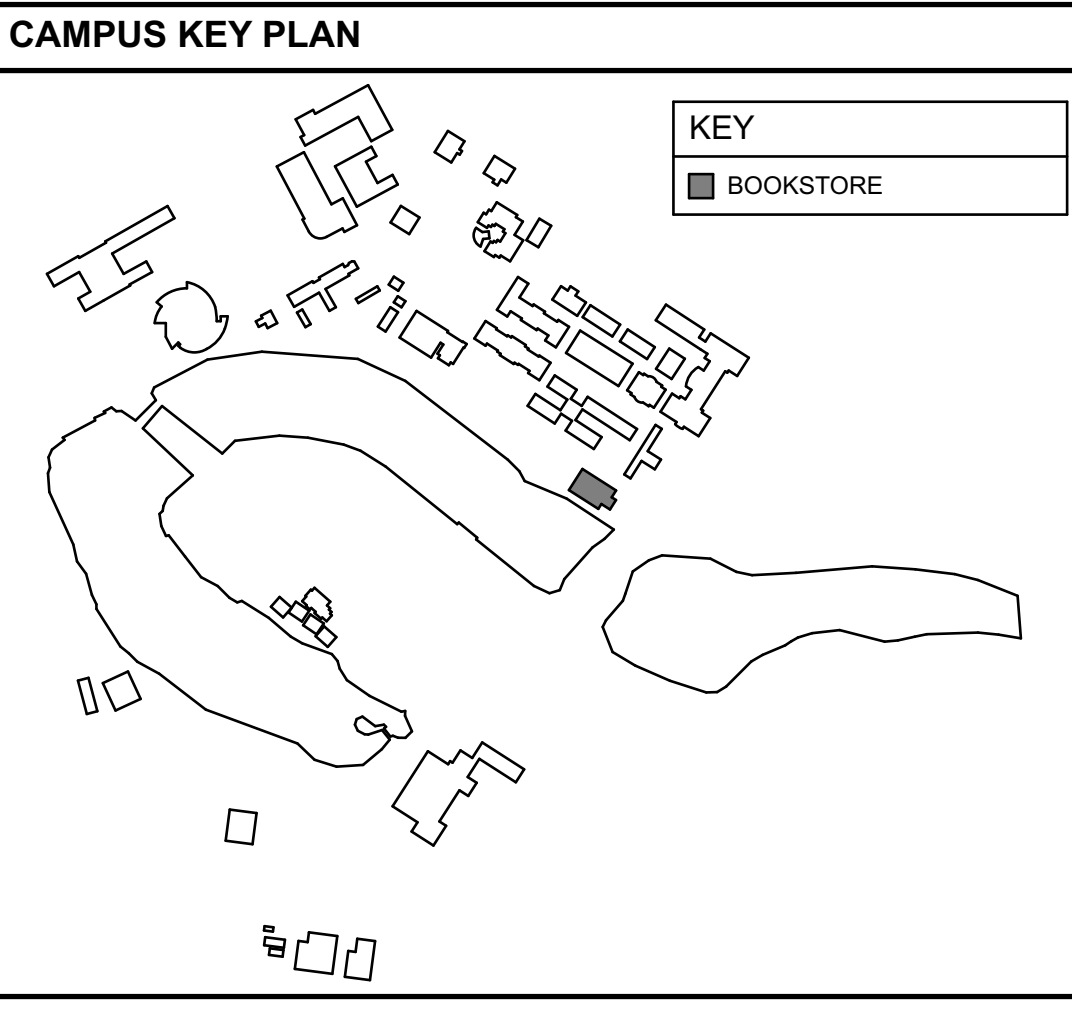
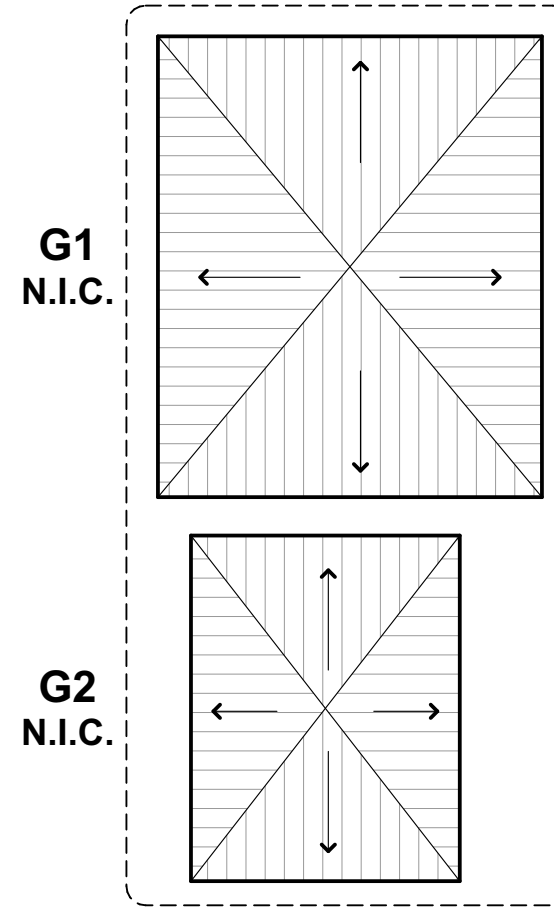
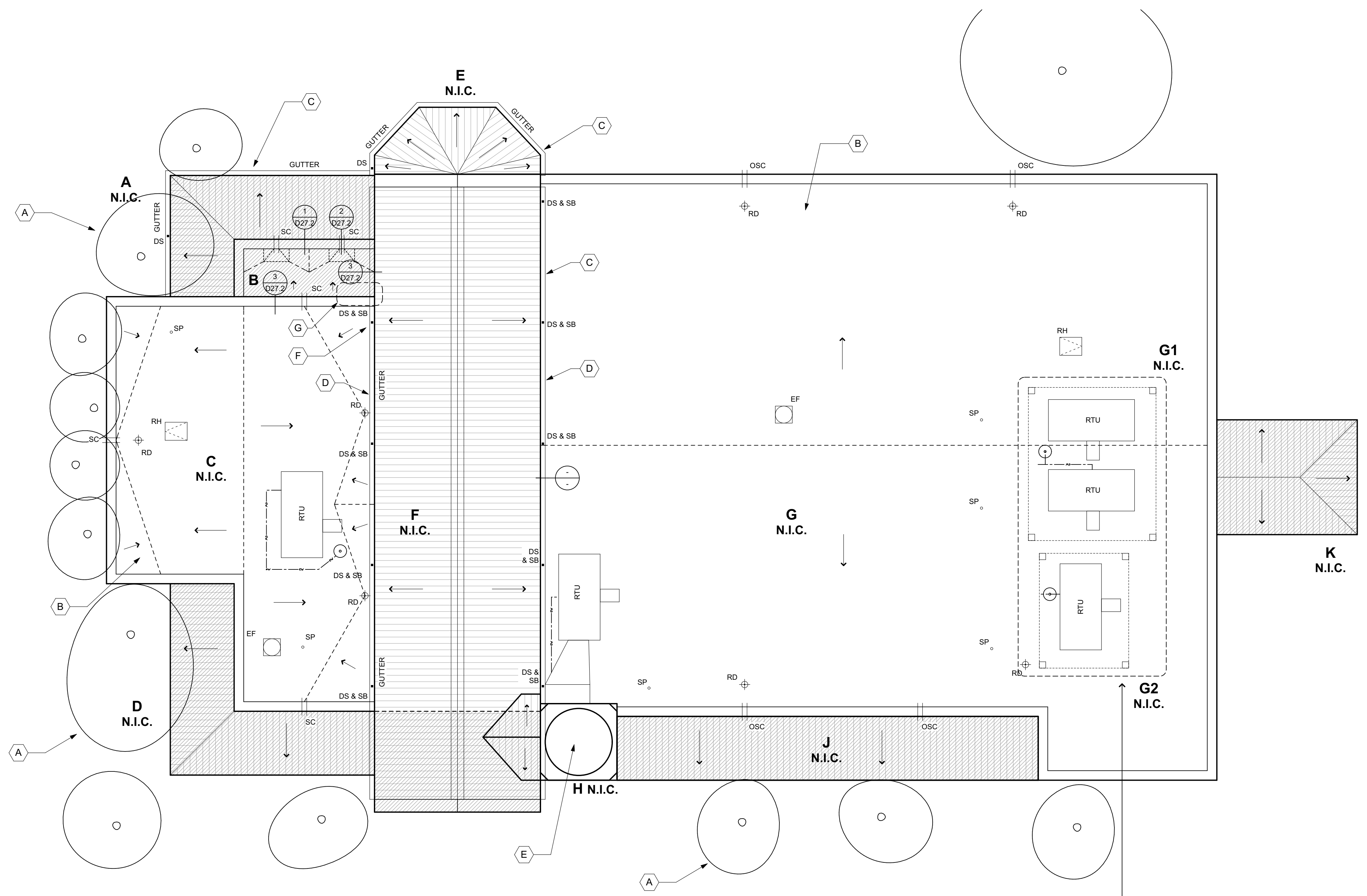

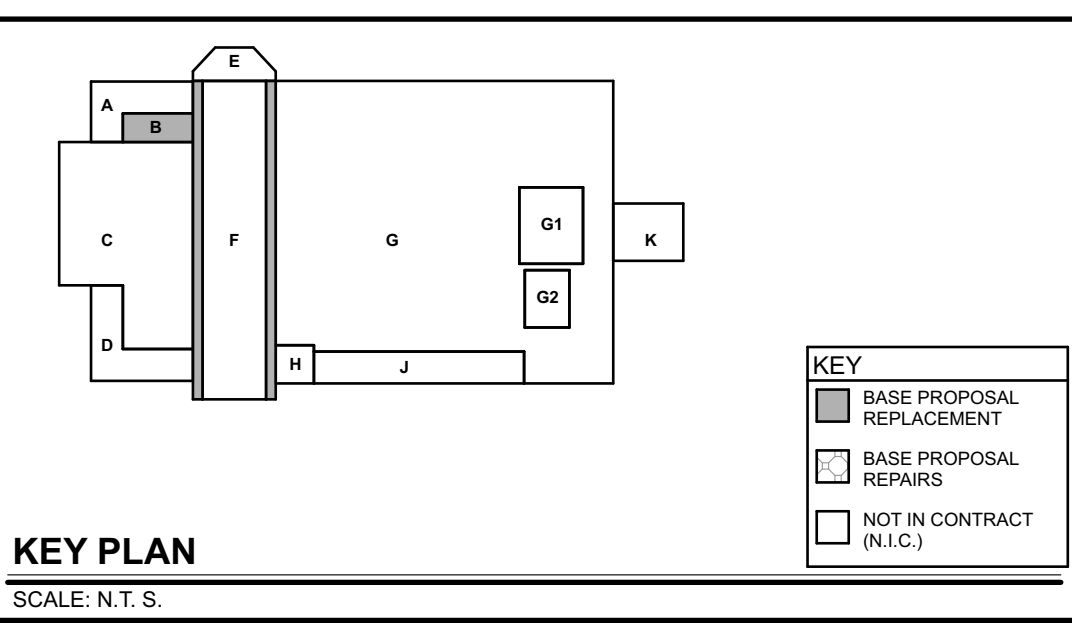
ALTERNATE PROPOSAL
REMOVE EXISTING DESIGNATED ROOFING AND COMPONENTS IN DESIGNATED AREAS AND INSTALL SPECIFIED PRODUCTS AND SYSTEMS:

ROOF AREA "B":

- GRANULE SURFACED SBS MODIFIED BITUMEN CAP SHEET - JM DYNAWELD CAP FR CR G OR EQUIVALENT (OVER)
- SBS MODIFIED BITUMEN BASE SHEET - JM DYNAST HW MECHANICALLY FASTENED (OVER)
- TAPERED POLYISO INSULATION BOARD (OVER)
- EXISTING WOOD DECK

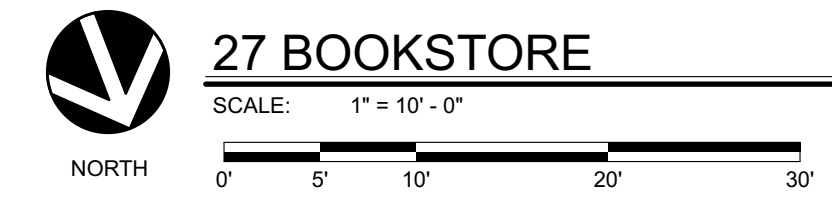
ROOF AREA "F":

- INSTALL NEW 22 GA. GUTTER AND DOWNSPOUT TO MATCH EXISTING



LEGEND

•	SP	SOIL PIPE	DETAIL 1/D0.1 & 1/D0.5	▶	GEJ	GUTTER EXP. JT.	DETAIL 7/D0.1
○	HS	HOT STACK	DETAIL 10/D0.1 & 2/D0.5	▨		ELASTOMERIC COATING	
○	V	VENT	DETAIL 2/D0.1 & SHEET D0.5	▨		NON A/C AREA BELOW	
□	EF	EXHAUST FAN	DETAIL 4/D0.1 & SHEET D0.4	▨		METAL PANEL DETERIORATION	
□	A/C CU	A/C, OR COND. UNIT	SHEET D0.2	▨		REPORTED LEAKS	
□	RTU	ROOFTOP UNIT	SHEET D0.2	---		GAS LINE	
•	DS	DOWNSPOUT	DETAIL 5 & 8/D0.1	---		ELEC. LINE	DETAIL 9/D0.1
•	PP	PITCH PAN	DETAIL 3 & 6/D0.1	---		COND. LINE	
+	RD	ROOF DRAIN	DETAIL 4/D24.1	○		TREE	



TEXAS SOUTHWEST COLLEGE
2017
ROOF REPLACEMENT AND REPAIRS

AMTECH SOLUTIONS
1600 N. JACKSON RD. STE #3
PHARR, TEXAS 78577
T 956.686.3095 F 956.686.2233

27 BOOKSTORE
DRAWN BY: J.G./S.E.
CHECKED BY: C.G./D.V./J.R.
PROJECT NO.: RGV2017.001004
DATE: 3/20/19 SCALE: SEE DRAWING
SHEET: 9 OF 29 R7

GENERAL NOTES:

- PROPERLY TIE DOWN MECHANICAL EQUIPMENT IN A MANNER THAT PROVIDES CODE REQUIRED WIND RESISTANCE AS CALCULATED BY ASCE-7
- SCOPE LIMITED TO SELECTIVE REPAIRS ON ALL ROOF AREAS OTHER THAN ROOF AREA B
- IF ASBESTOS CONTAINING MATERIALS ARE DETERMINED TO EXIST AT AREA SCHEDULED FOR WORK, THE REMOVAL, HANDLING, AND DISPOSAL OF THE ACM MUST TAKE PLACE IN ACCORDANCE WITH ALL APPLICABLE LOCAL, STATE, AND FEDERAL LAWS AND REGULATIONS
- PLANS AND SPECIFICATIONS TO BE APPROVED BY TEXAS HISTORICAL COMMISSION BEFORE COMMENCEMENT OF WORK

KEYED NOTES:

- (A) TRIM TREES TO ELIMINATE CONTACT WITH ROOFING SYSTEM
- (B) REPAIR LOOSE SHINGLES
- (C) CLEAN ORGANIC DEBRIS FROM GUTTERS

EXISTING ROOF CONSTRUCTION

ROOF AREA "B"

- GRANULAR SURFACED MODIFIED BITUMEN CAP SHEET (OVER)
- BLUR MEMBRANE IN ASPHALT (OVER)
- PERLITE INSULATION (OVER)
- BASE SHEET (MECHANICALLY FASTENED TO)
- ROBIN PAPER (OVER)
- WOOD DECK

SCOPE OF WORK

BASE PROPOSAL
REMOVE EXISTING DESIGNATED ROOFING DOWN TO DECK AND COMPONENTS IN DESIGNATED AREAS AND INSTALL SPECIFIED PRODUCTS AND SYSTEMS:

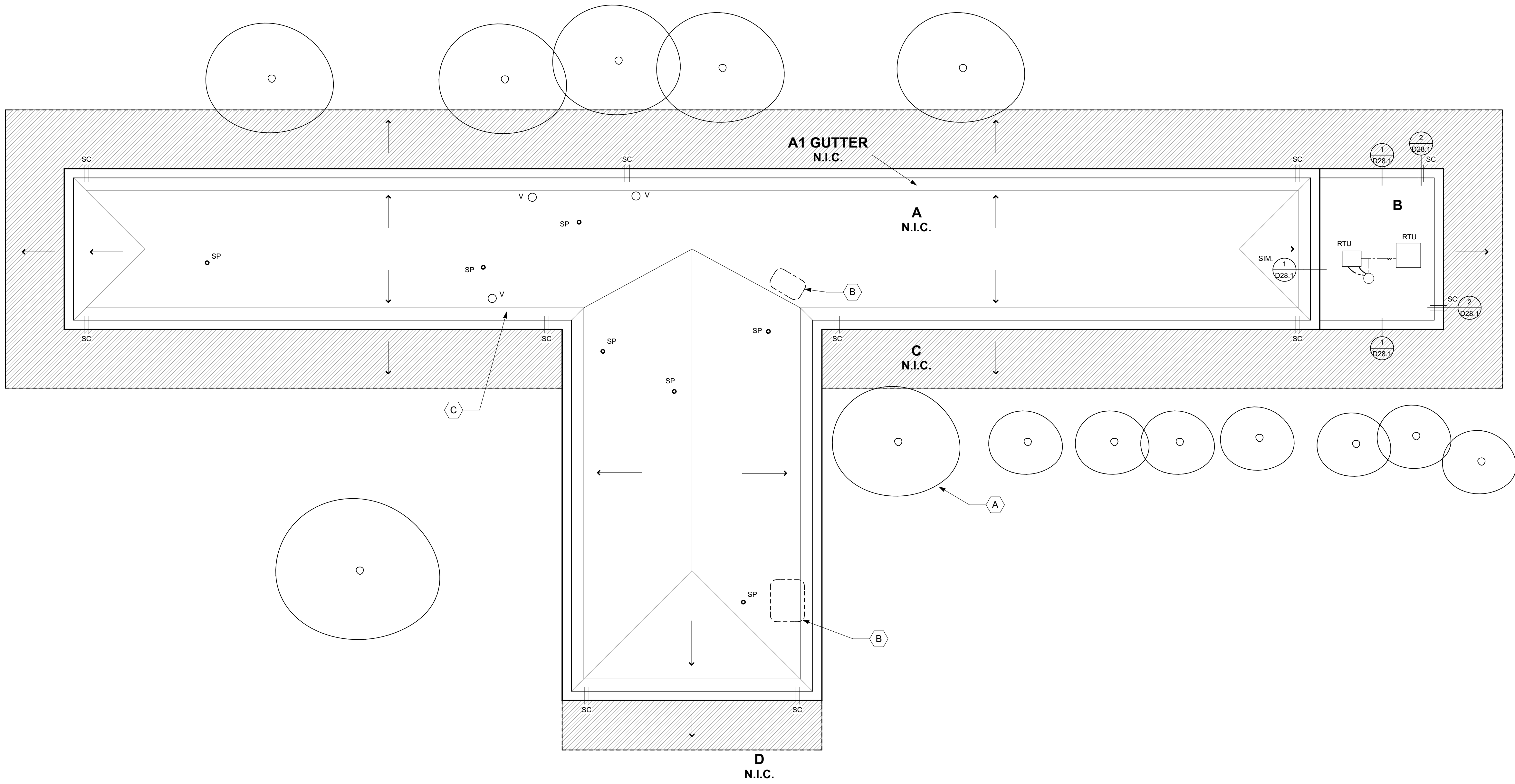
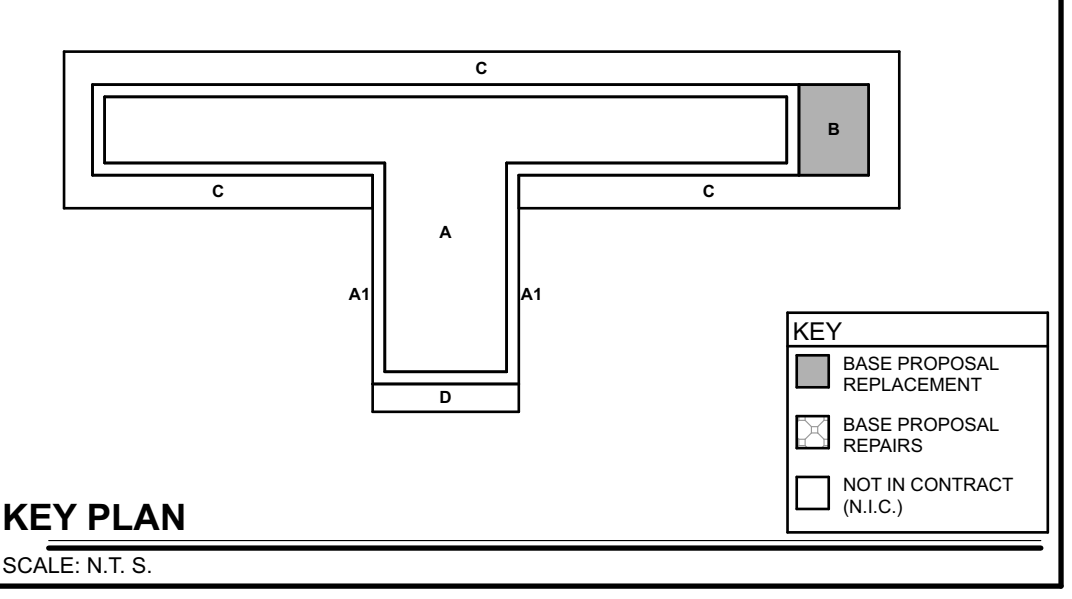
ROOF AREA "B"

- GRANULE SURFACED SBS MODIFIED BITUMEN CAP SHEET - JM DYNAWELD CAP FR CR G OR EQUIVALENT (OVER)
- SBS MODIFIED BITUMEN BASE SHEET - JM DYNAWELD 180 S OR EQUIVALENT (OVER)
- 1/2" DENS DECK FRIM (OVER)
- 4.5" POLYISO INSULATION BOARD (OVER)
- EXISTING WOOD DECK

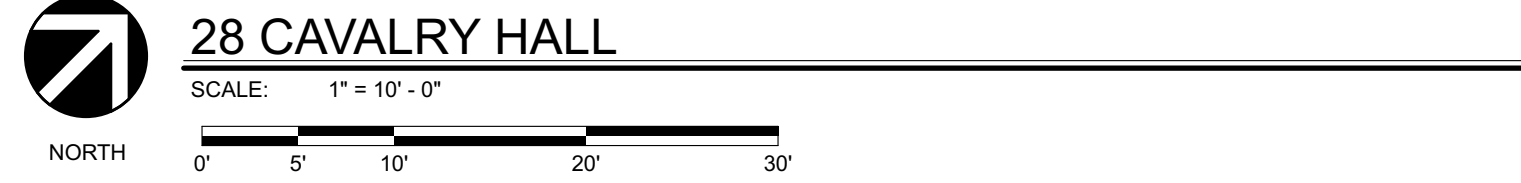
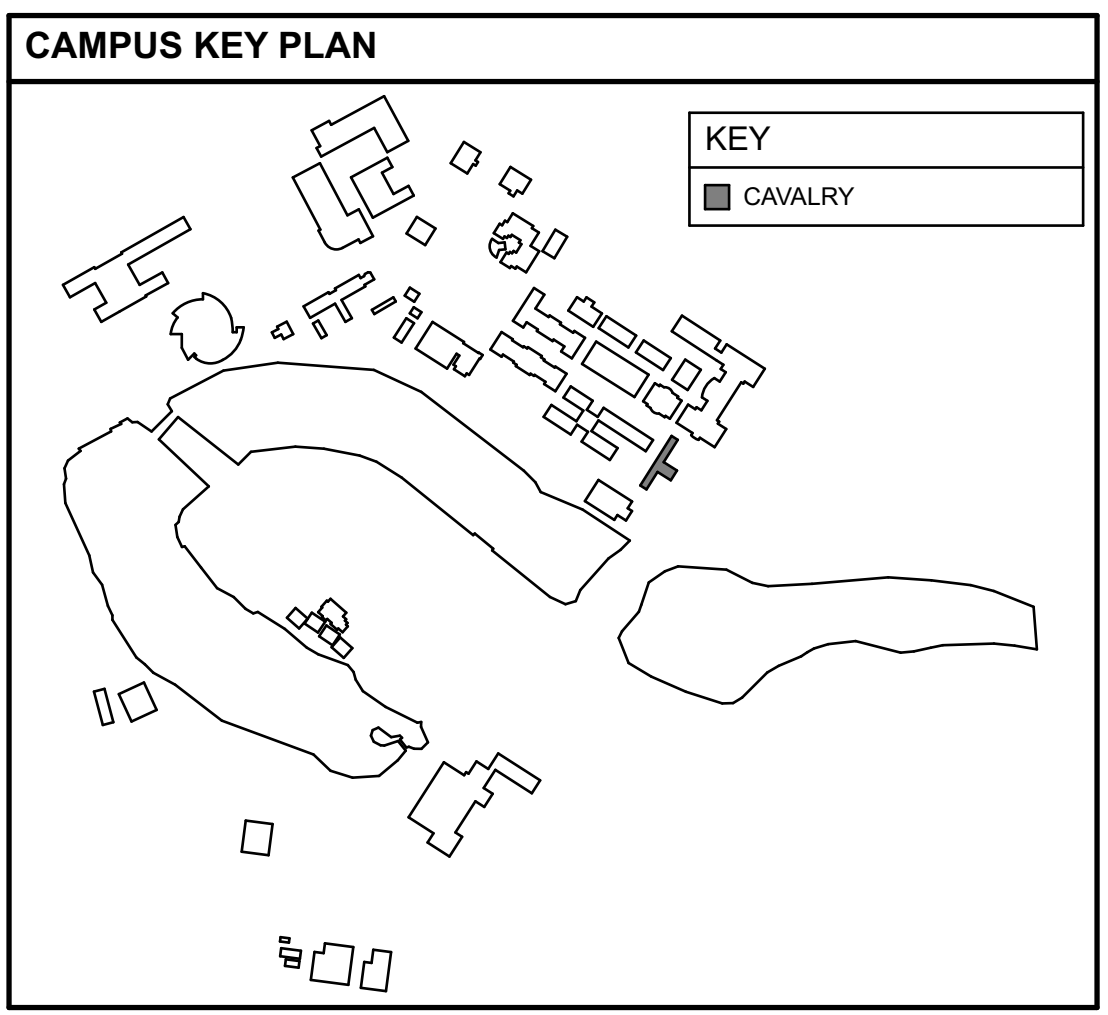
ALTERNATE PROPOSAL
REMOVE EXISTING DESIGNATED ROOFING AND COMPONENTS IN DESIGNATED AREAS AND INSTALL SPECIFIED PRODUCTS AND SYSTEMS:

ROOF AREA "B"

- GRANULE SURFACED SBS MODIFIED BITUMEN CAP SHEET - JM DYNAWELD CAP FR CR G OR EQUIVALENT (OVER)
- SBS MODIFIED BITUMEN BASE SHEET - JM DYNAST HW MECHANICALLY FASTENED (OVER)
- 4.5" POLYISO INSULATION BOARD (OVER)
- EXISTING WOOD DECK



LEGEND	
•	SP SOIL PIPE DETAIL 1/D0.1 & 1/D0.5
○	HS HOT STACK DETAIL 10/D0.1 & 2/D0.5
○	V VENT DETAIL 2/D0.1 & SHEET D0.5
□	EF EXHAUST FAN DETAIL 4/D0.1 & SHEET D0.4
□	A/C CU A/C OR COND. UNIT SHEET D0.2
□	RTU ROOFTOP UNIT SHEET D0.2
•	DS DOWNSPOUT DETAIL 5 & 8/D0.1
•	PP PITCH PAN DETAIL 3 & 6/D0.1
+	RD ROOF DRAIN DETAIL 4/D24.1
▶	GEJ GUTTER EXP. JT. DETAIL 7/D0.1
▨	ELASTOMERIC COATING DETAIL 10/D0.1 & 2/D0.5
▨	NON A/C AREA BELOW DETAIL 4/D0.1 & SHEET D0.4
▨	METAL PANEL DETERIORATION SHEET D0.2
▨	REPORTED LEAKS SHEET D0.2
---	GAS LINE DETAIL 9/D0.1
---	ELEC. LINE DETAIL 9/D0.1
---	COND. LINE DETAIL 9/D0.1
○	TREE DETAIL 4/D24.1



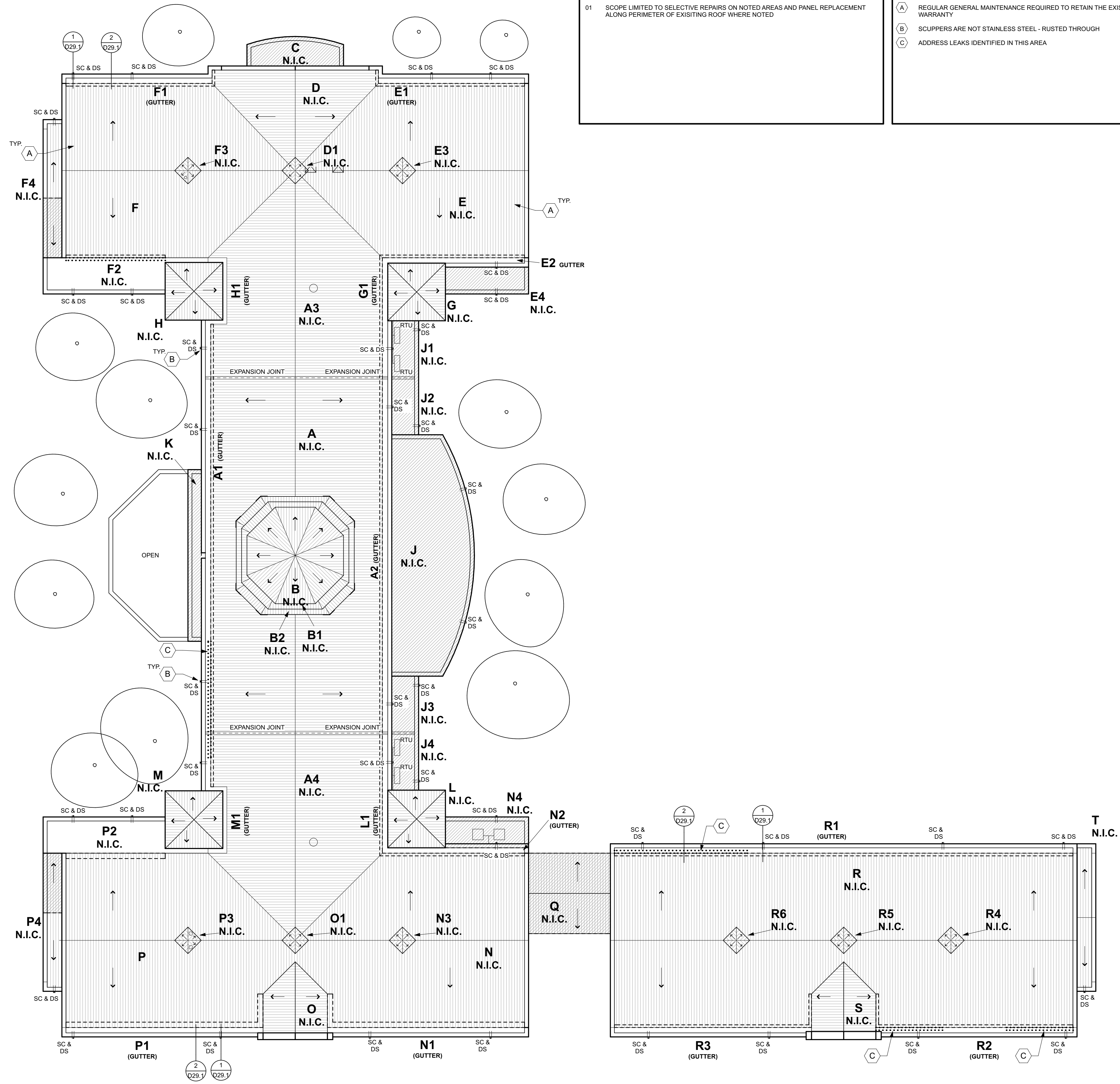
ISSUED FOR:
SCHEMATIC DESIGN 09/30/18
ASBESTOS TESTING 11/21/18
DESIGN DEVELOPMENT 02/22/19
50% CONSTRUCTION DOCUMENTS 03/05/19
FOR CONSTRUCTION 03/20/19



TEXAS SOUTHWEST COLLEGE
2017
ROOF REPLACEMENT AND REPAIRS

AMTECH SOLUTIONS
1600 N. JACKSON RD. STE #3
PHARR, TEXAS 78577
T 956.686.3095 F 956.686.2233

28 CAVALRY HALL
DRAWN BY: J.G./S.E.
CHECKED BY: C.G./D.V./J.R.
PROJECT NO.: RGV2017.001004
DATE: 3/20/19 SCALE: SEE DRAWING
10 OF 29 SHEET: **R8**



GENERAL NOTES:

01 SCOPE LIMITED TO SELECTIVE REPAIRS ON NOTED AREAS AND PANEL REPLACEMENT ALONG PERIMETER OF EXISTING ROOF WHERE NOTED

KEYED NOTES:

(A) REGULAR GENERAL MAINTENANCE REQUIRED TO RETAIN THE EXISTING ROOF SYSTEM WARRANTY

(B) SCUPPERS ARE NOT STAINLESS STEEL - RUSTED THROUGH

(C) ADDRESS LEAKS IDENTIFIED IN THIS AREA

EXISTING ROOF CONSTRUCTION

ROOF AREAS "A1", "A2", "E1", "E2", "F1", "G1", "H1", "L1", "M1", "N1", "N2", "P1", "R1", "R2" & "R3"

- ALUMINUM SURFACE MOD. BIT. (TORCH APPLIED TO)
- 2 PLYS MOD BIT (ADHERED TO)
- PLYWOOD (FASTENED TO)
- METAL DECK

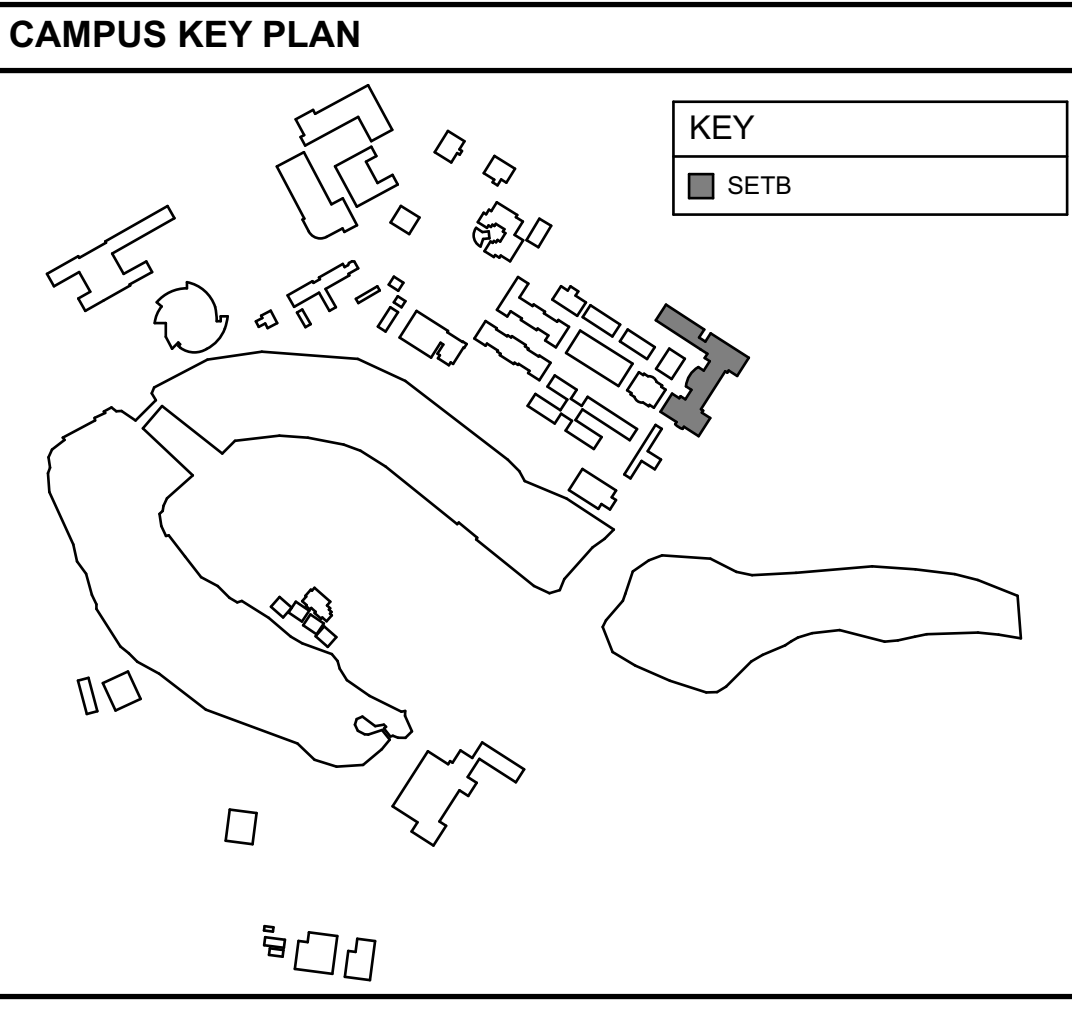
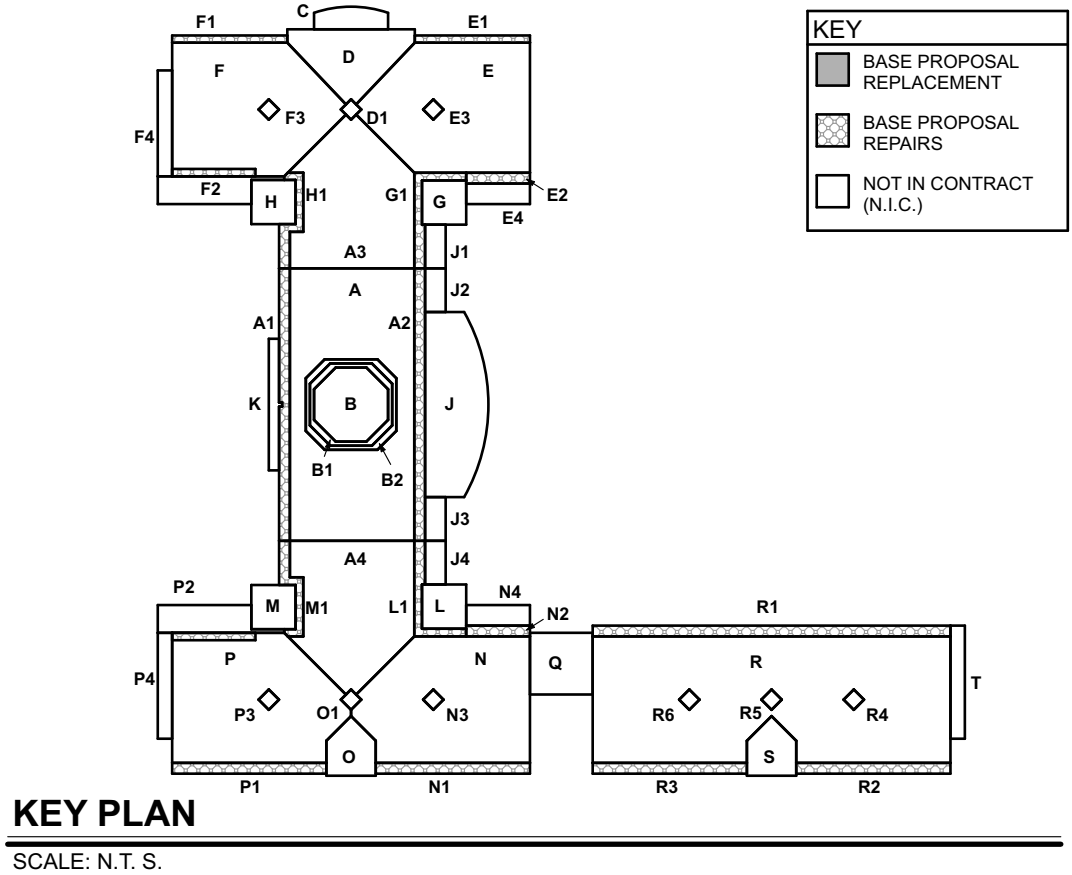
SCOPE OF WORK

BASE PROPOSAL

- DEMO ROOF PANEL UP TO HIGHEST POINT OF DETERIORATION OR 4' LENGTH (WHICHEVER IS LESS). INSTALL NEW PANEL TO MATCH EXISTING PER DETAILS ON SHEET D0.6
- CLEAN ALL GUTTERS AND PATCH & REPAIR GUTTERS/SCUPPERS AS SPECIFIED IN DESIGNATED LEAK AREAS OR IN ANY OTHER AREAS IDENTIFIED AS SEVERELY DEGRADED
- REPLACE DAMAGED SCUPPERS WITH 22 GA. STAINLESS STEEL AS REQ'D
- INSTALL THE SPECIFIED PRODUCTS AND SYSTEMS AT THE FOLLOWING AREAS:

ROOF AREAS "A1", "A2", "E1", "E2", "F1", "G1", "H1", "L1", "M1", "N1", "N2", "P1", "R1", "R2", & "R3"

- SELECTIVE METAL ROOFING AND SHEET METAL FLASHING REPAIRS



LEGEND

SP	SOIL PIPE	DETAIL 1/D0.1 & 1/D0.5	GEJ	GUTTER EXP. JT.	DETAIL 7/D0.1
HS	HOT STACK	DETAIL 10/D0.1 & 2/D0.5	[Hatched]	ELASTOMERIC COATING	DETAIL 7/D0.1
V	VENT	DETAIL 2/D0.1 & SHEET D0.5	[Dotted]	NON A/C AREA BELOW	
EF	EXHAUST FAN	DETAIL 4/D0.1 & SHEET D0.4	[Dashed]	METAL PANEL DETERIORATION	
A/C CU	A/C OR COND. UNIT	SHEET D0.2	[Dotted]	REPORTED LEAKS	
RTU	ROOFTOP UNIT	SHEET D0.2	[Dashed]	GAS LINE	DETAIL 9/D0.1
DS	DOWNSPOUT	DETAIL 5 & 8/D0.1	[Dotted]	ELEC. LINE	DETAIL 9/D0.1
PP	PITCH PAN	DETAIL 3 & 6/D0.1	[Dotted]	COND. LINE	DETAIL 9/D0.1
RD	ROOF DRAIN	DETAIL 4/D24.1	[Circle]	TREE	

29 SCIENCE ENGINEERING AND TECHNOLOGY BUILDING

SCALE: 1" = 20' - 0"

0' 10' 20' 40' 60'

ISSUED FOR: SCHEMATIC DESIGN 09/30/18

ASBESTOS TESTING 11/21/18

DESIGN DEVELOPMENT 02/22/19

50% CONSTRUCTION DOCUMENTS 03/05/19


FOR CONSTRUCTION 03/20/19

REGISTERED ARCHITECT
L. HIGGINS
STATE OF TEXAS
3/20/19

TEXAS SOUTHWEST COLLEGE
ROOF REPLACEMENT AND REPAIRS
2017

AMTECH SOLUTIONS
1600 N. JACKSON RD. STE #3
PHARR, TEXAS 78577
T 956.686.3095 F 956.686.2233

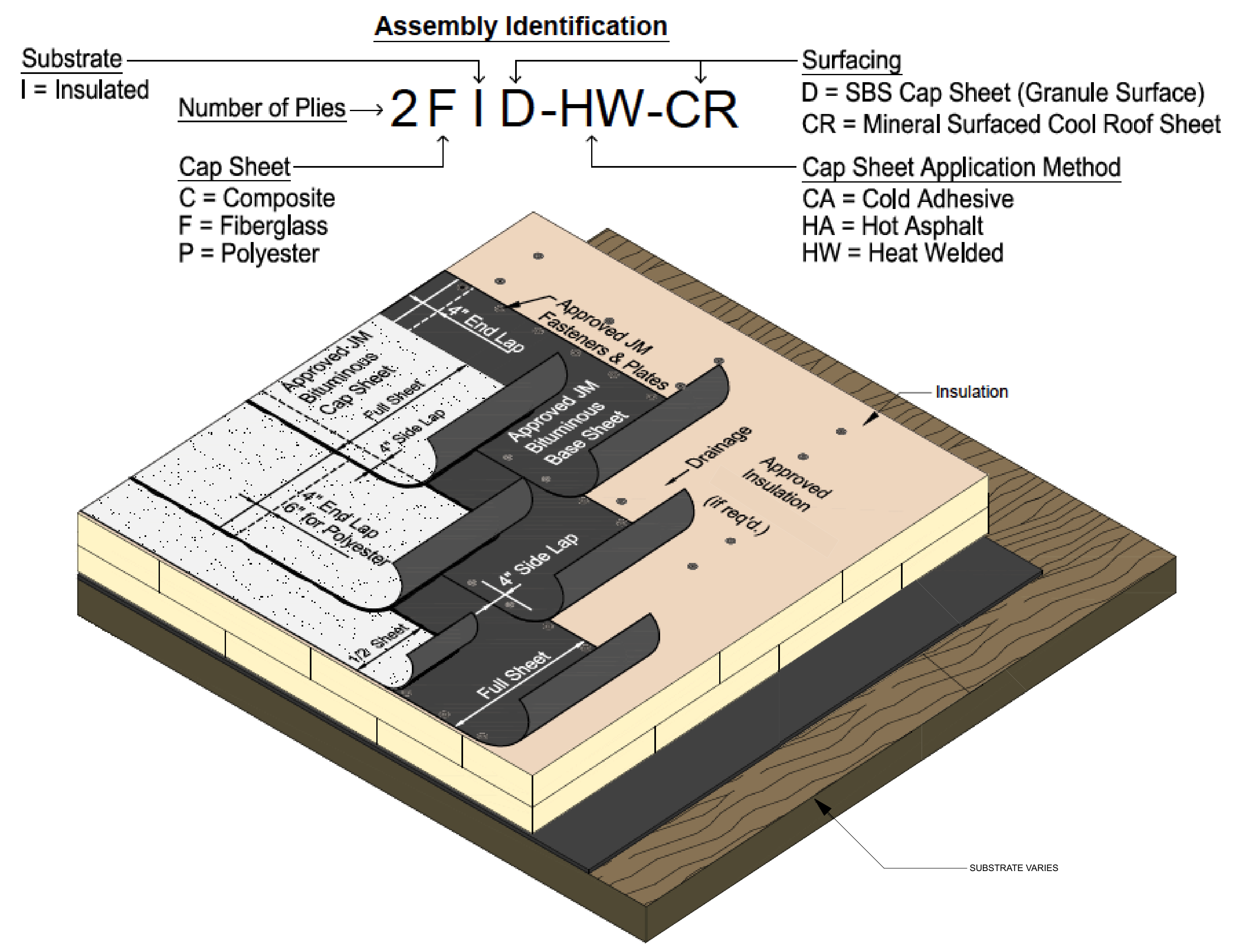
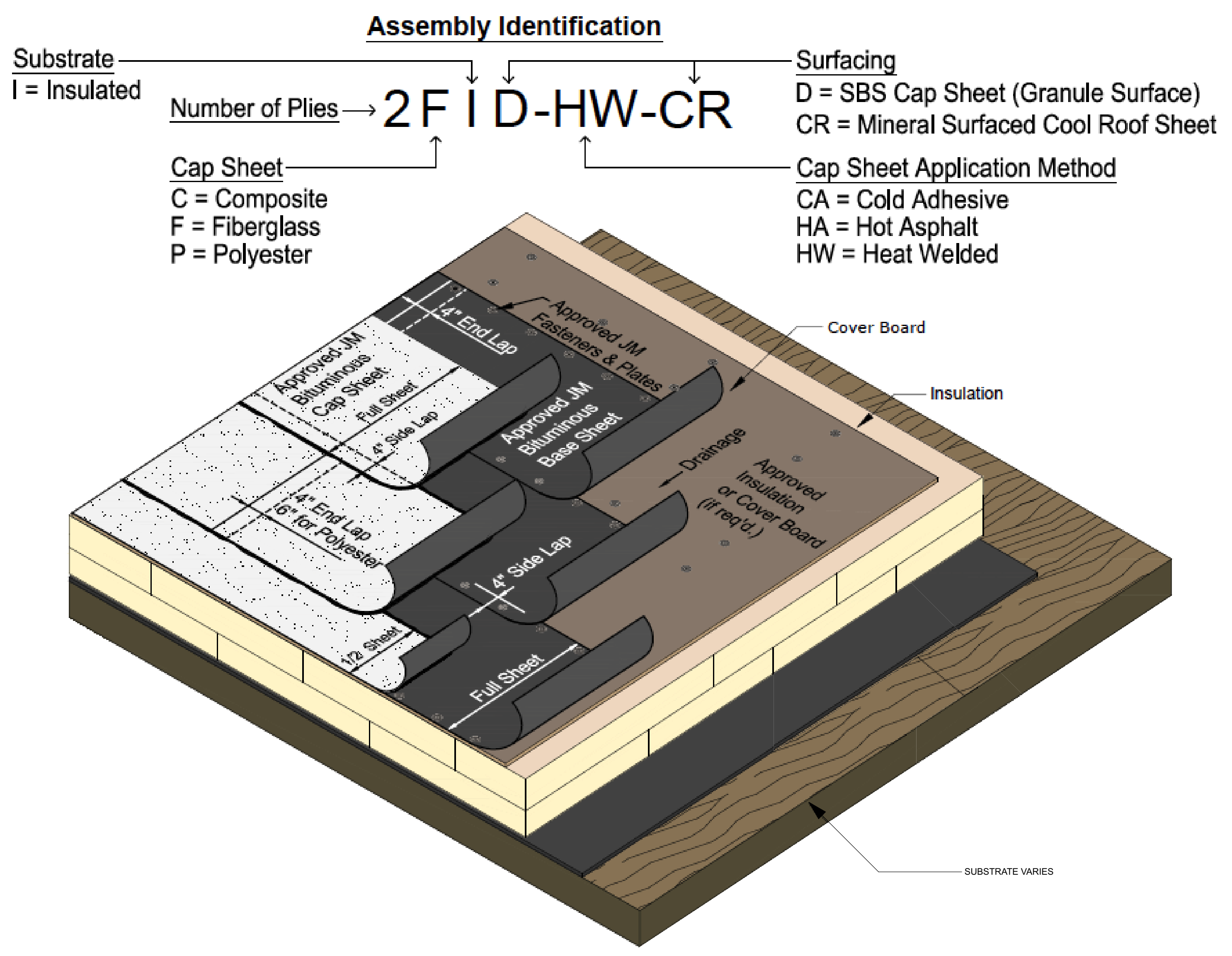
29 SCIENCE ENGINEERING & TECHNOLOGY BLDG
DRAWN BY: J.G./S.E.
CHECKED BY: C.G./D.V./J.R.
PROJECT NO.: RGV2017.001004
DATE: 3/20/19 SCALE: SEE DRAWING
11 OF 29 SHEET **R9**

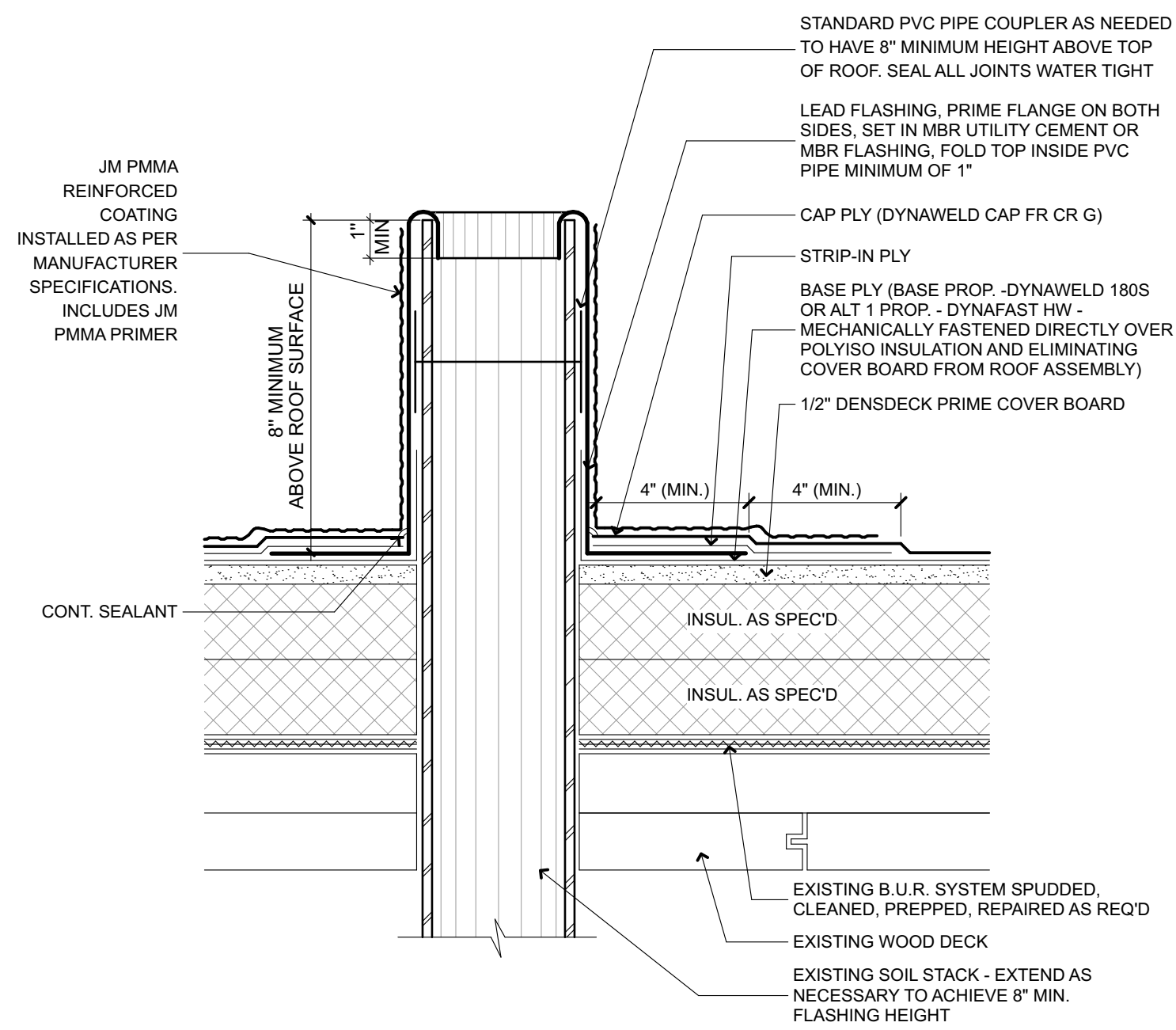


TEXAS SOUTHWEST COLLEGE
ROOF REPLACEMENT AND REPAIRS
 2017

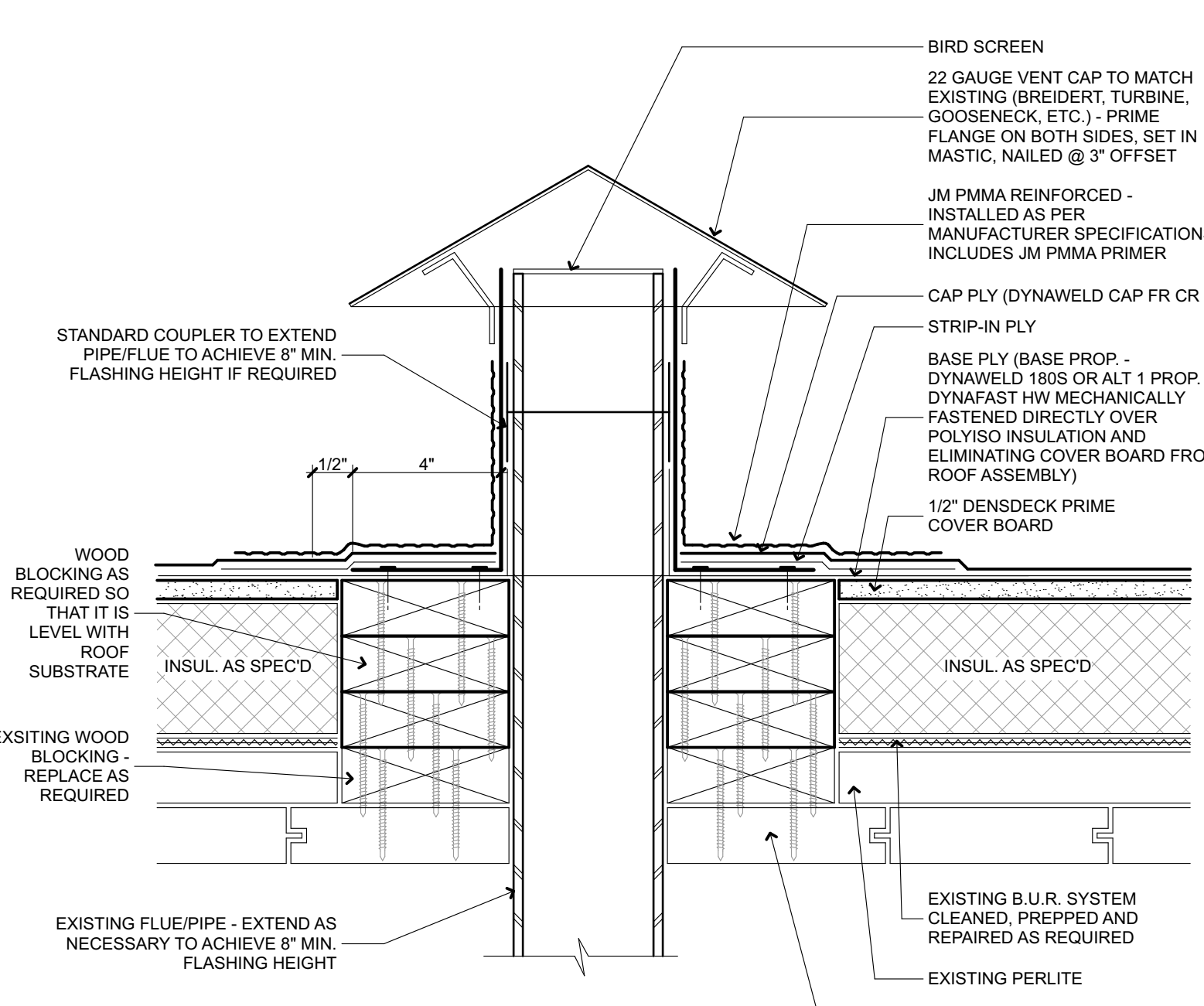
AMTECH SOLUTIONS
 1600 N. JACKSON RD. STE #3
 PHARR, TEXAS 78577
 T 956.686.3095 F 956.686.2233

PROPOSAL ASSEMBLY	
DRAWN BY:	J.G. / S.E.
CHECKED BY:	C.G. / D.V. / J.R.
PROJECT NO.:	RGV2017.001004
DATE:	3/20/19
SCALE:	SEE DRAWING
SHEET	
12 of 29	D0.0

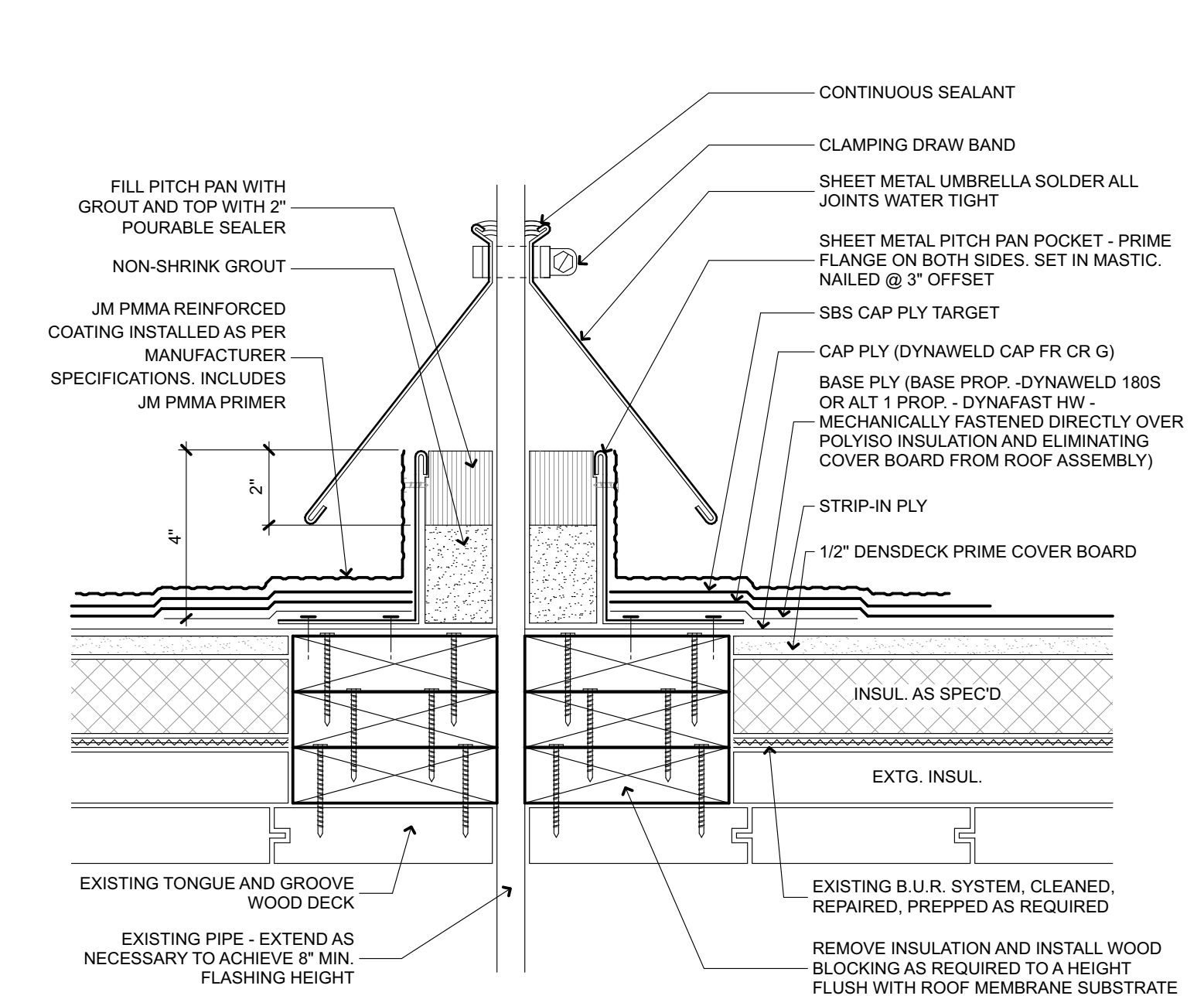




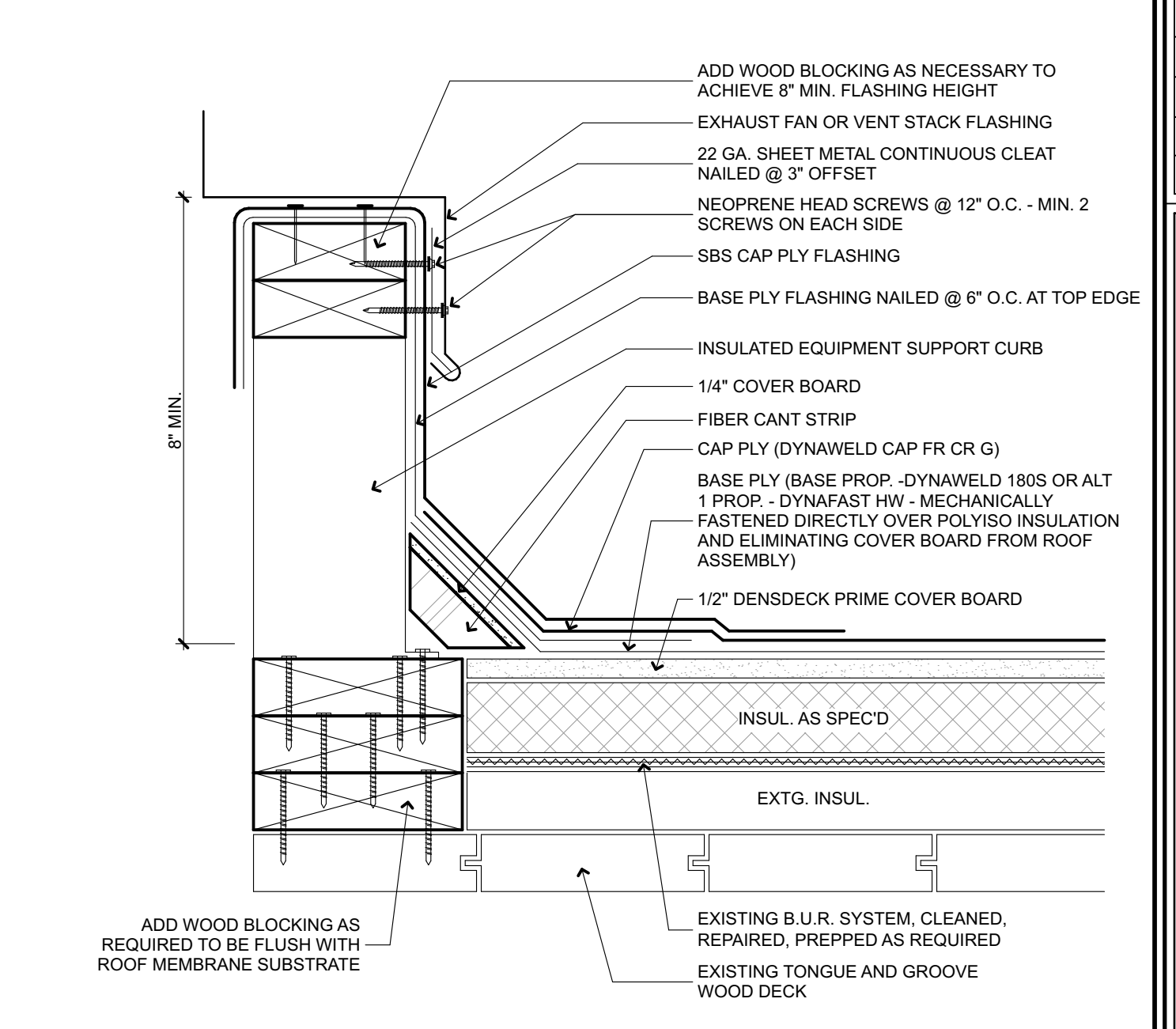
1 PIPE PENETRATION
N.T.S.



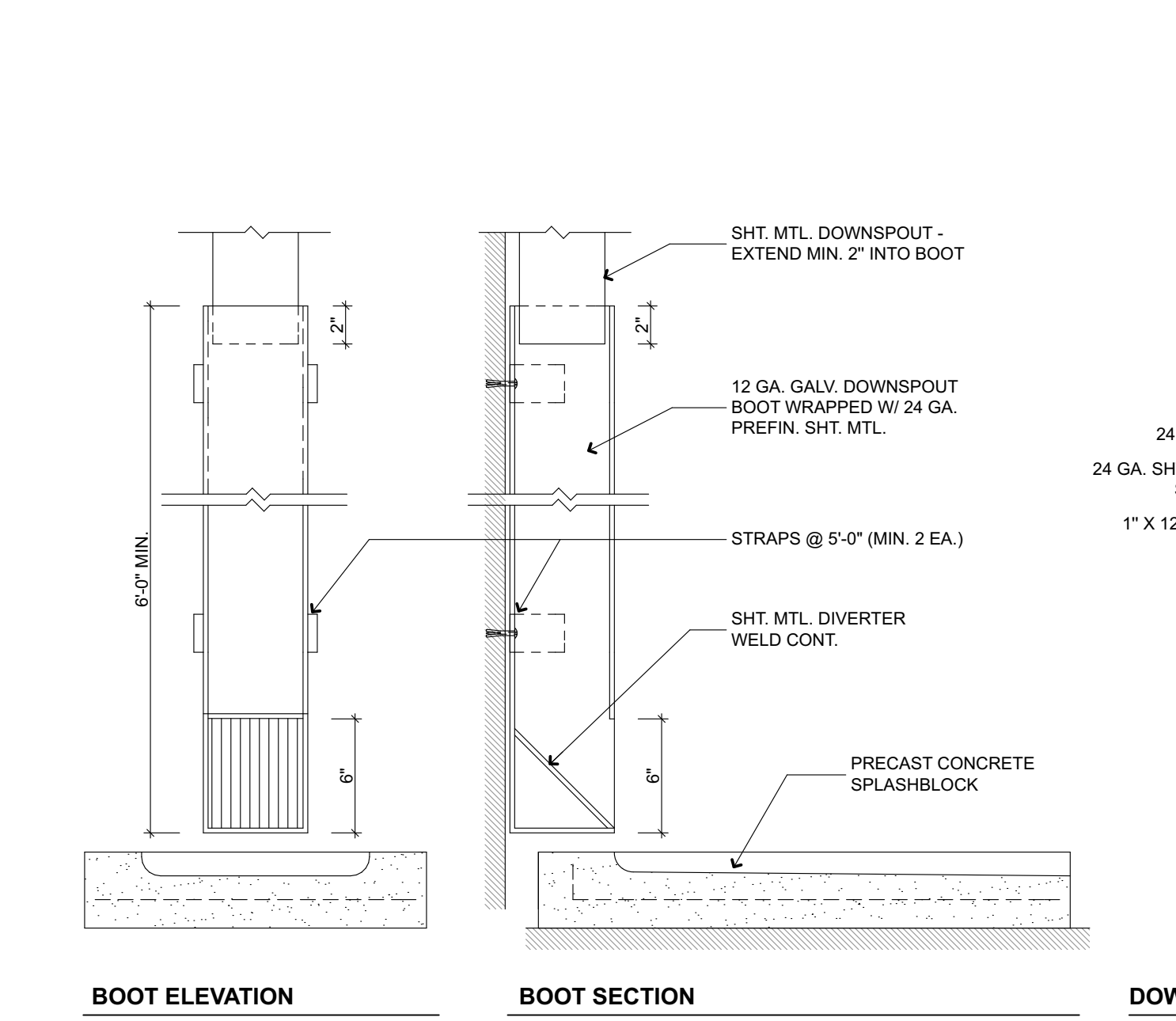
2 VENT
N.T.S.



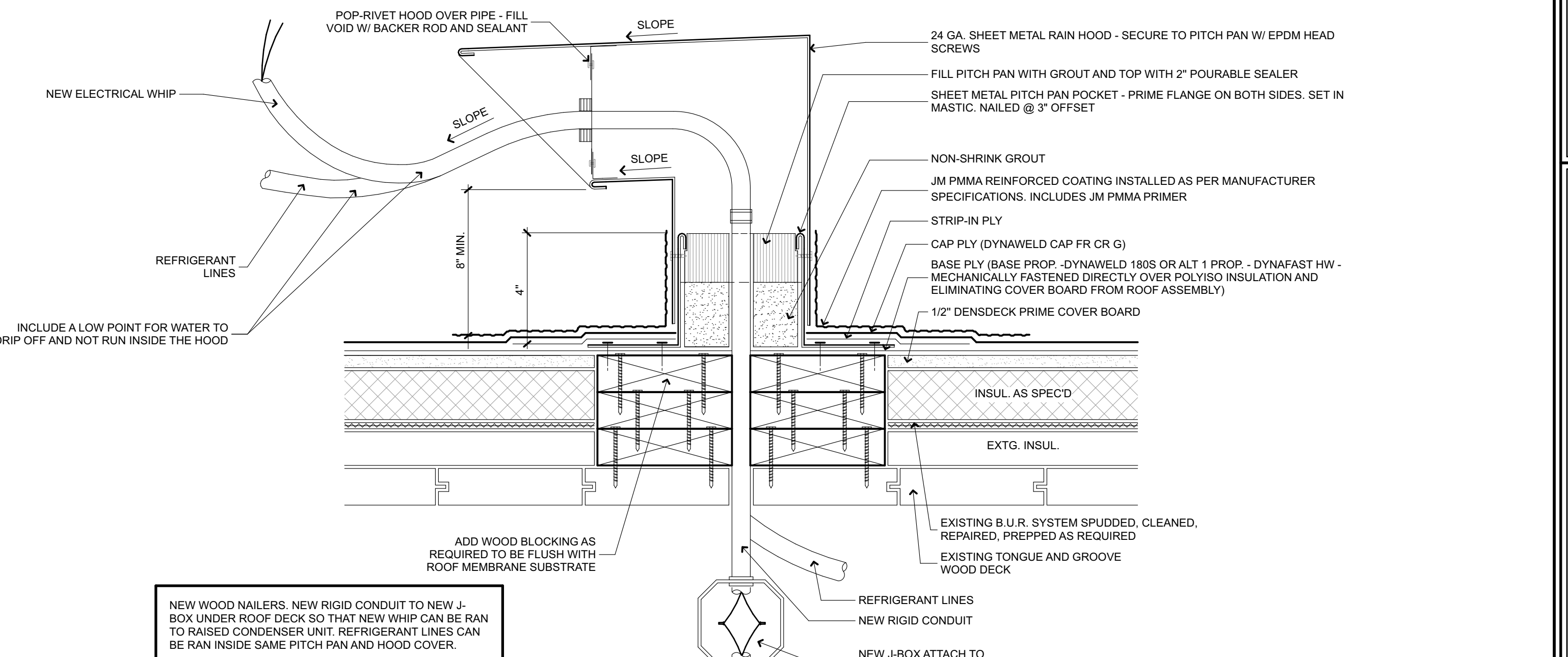
3 PITCH PAN WITH UMBRELLA
N.T.S.



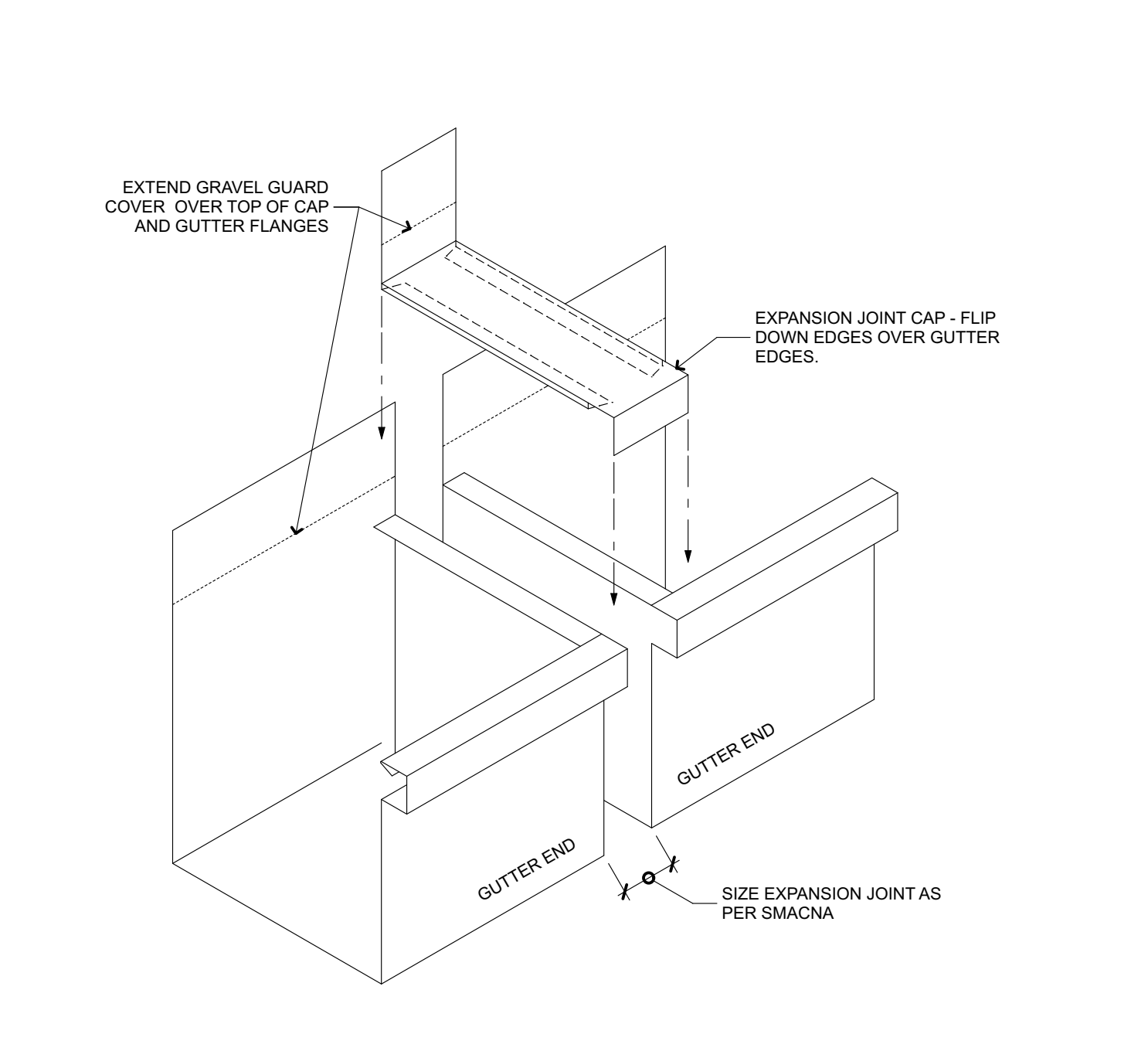
4 MECHANICAL CURB / EQUIPMENT SUPPORT
N.T.S.



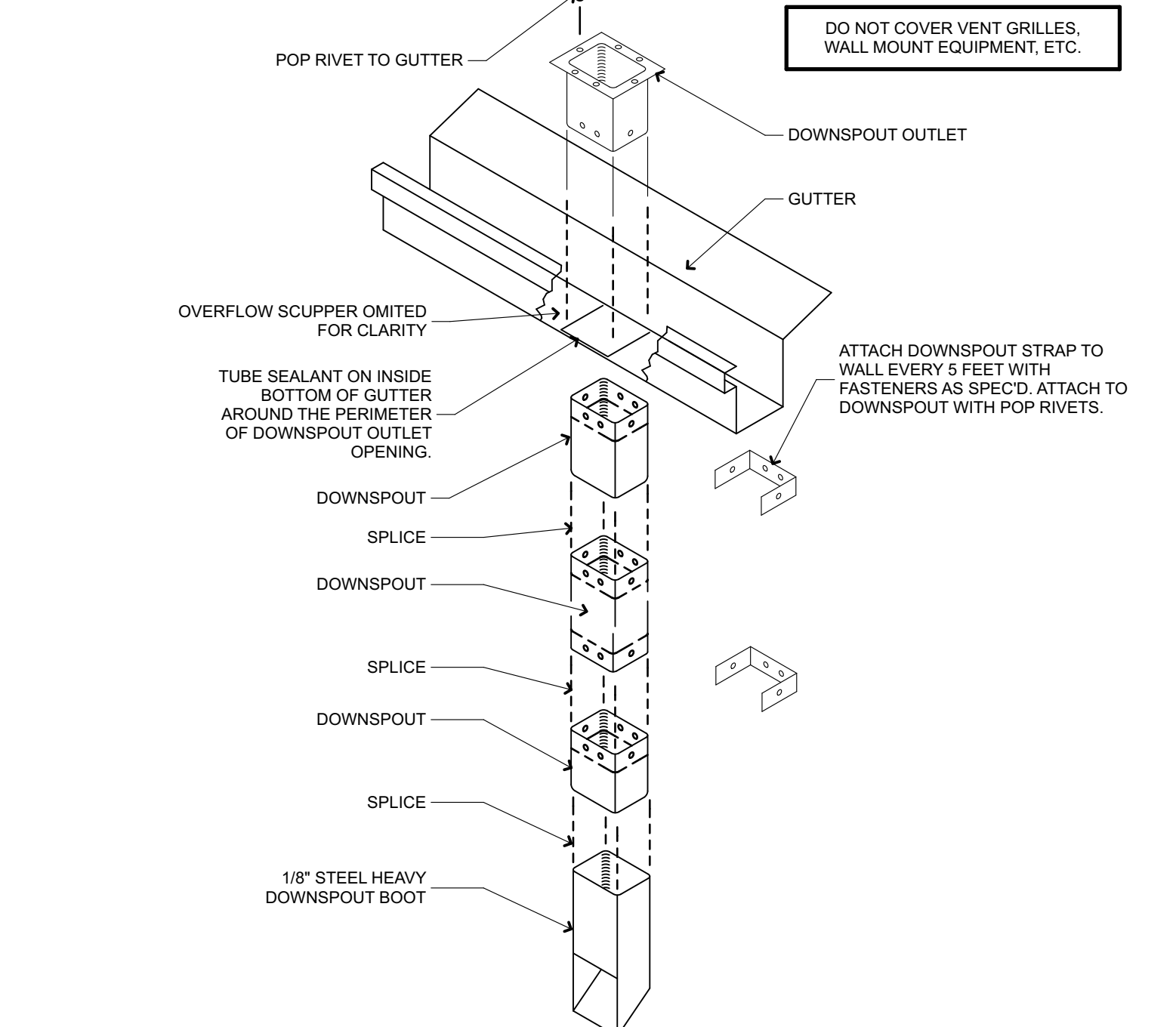
5 DOWNSPOUTS & CONCRETE SPLASH-BLOCKS
N.T.S.



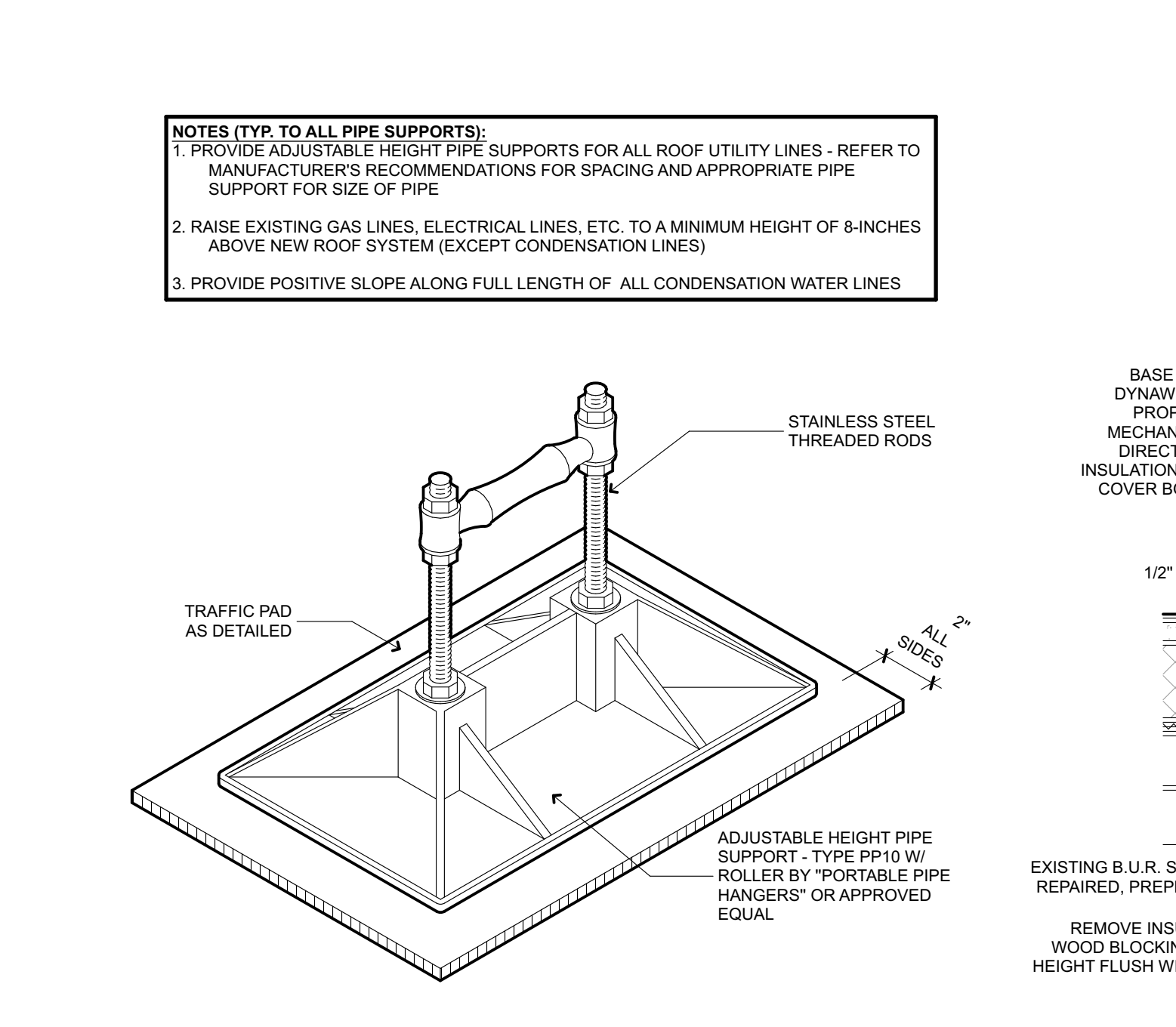
6 ELECTRICAL / REFRIGERANT LINE HOOD
N.T.S.



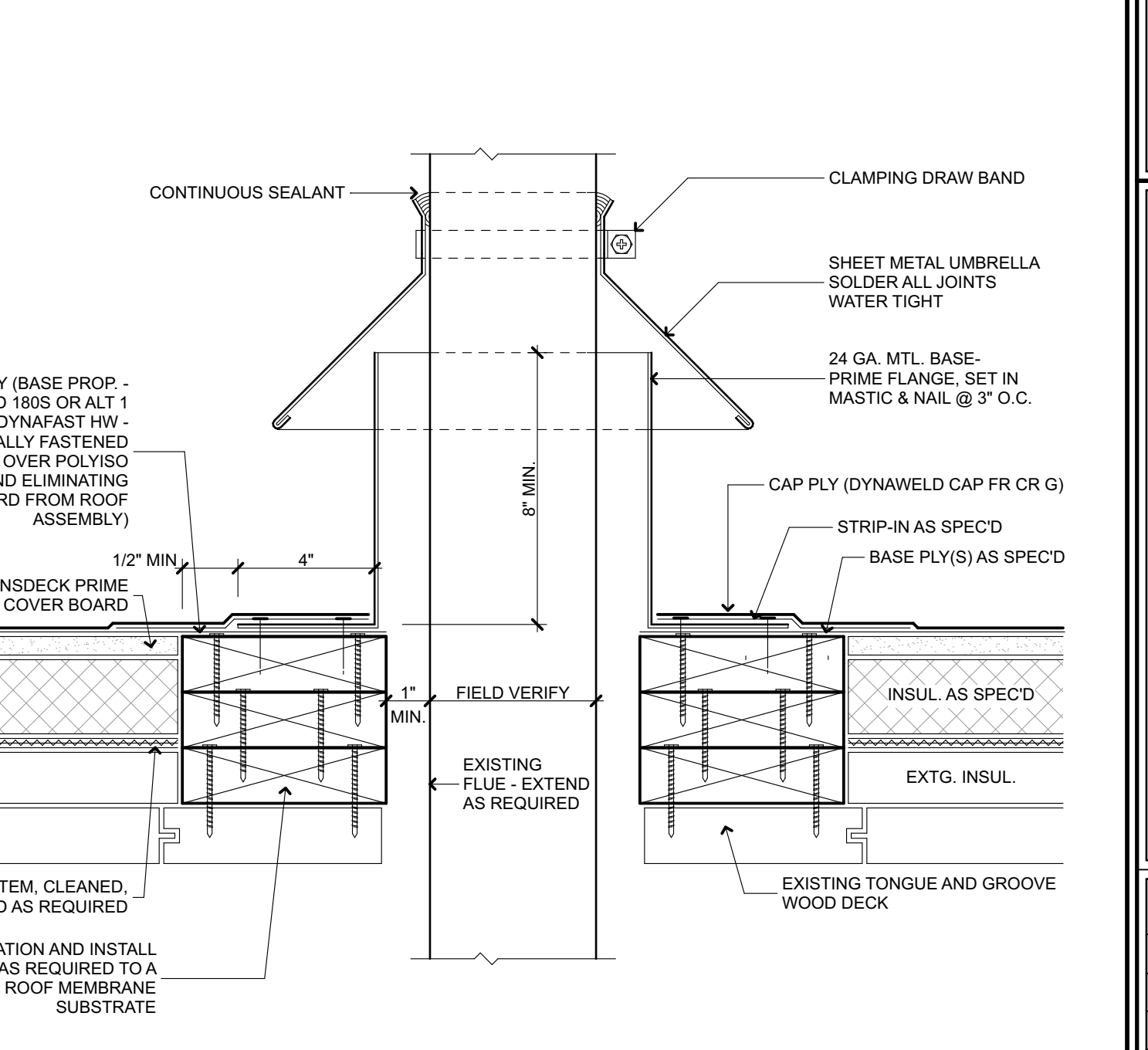
7 EXPANSION JOINT AT GUTTER (TYP.)
N.T.S.



8 DOWNSPOUT CONSTRUCTION (@ SPLASH-BLOCKS)
N.T.S.



9 PIPE SUPPORT
N.T.S.



10 HOT STACK
N.T.S.

ISSUED FOR: SCHEMATIC DESIGN 09/30/18
 ASBESTOS TESTING 11/21/18
 DESIGN DEVELOPMENT 02/22/19
 50% CONSTRUCTION DOCUMENTS 03/05/19
 FOR CONSTRUCTION 03/20/19

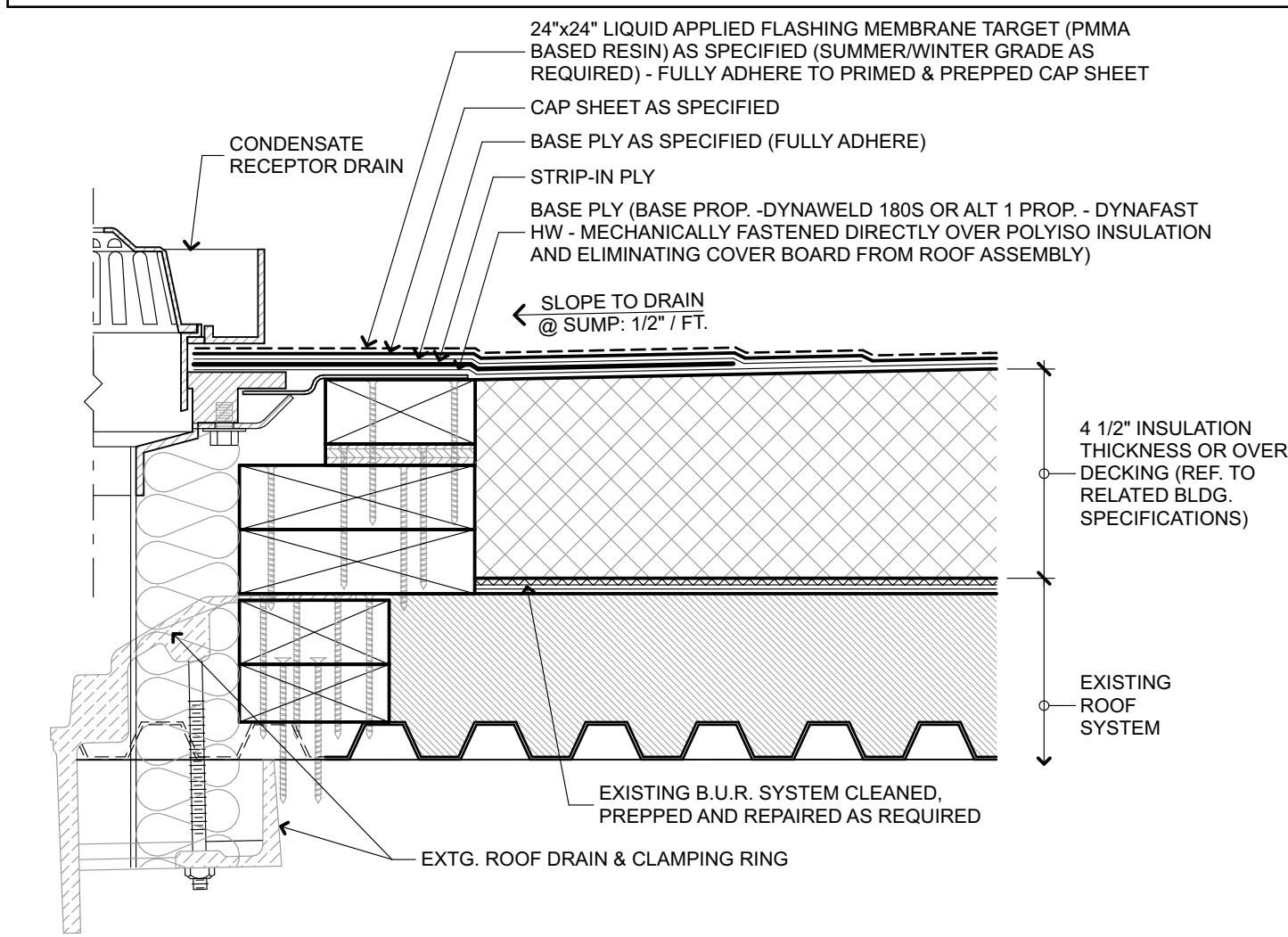


TEXAS SOUTHWEST COLLEGE
ROOF REPLACEMENT AND REPAIRS
 2017

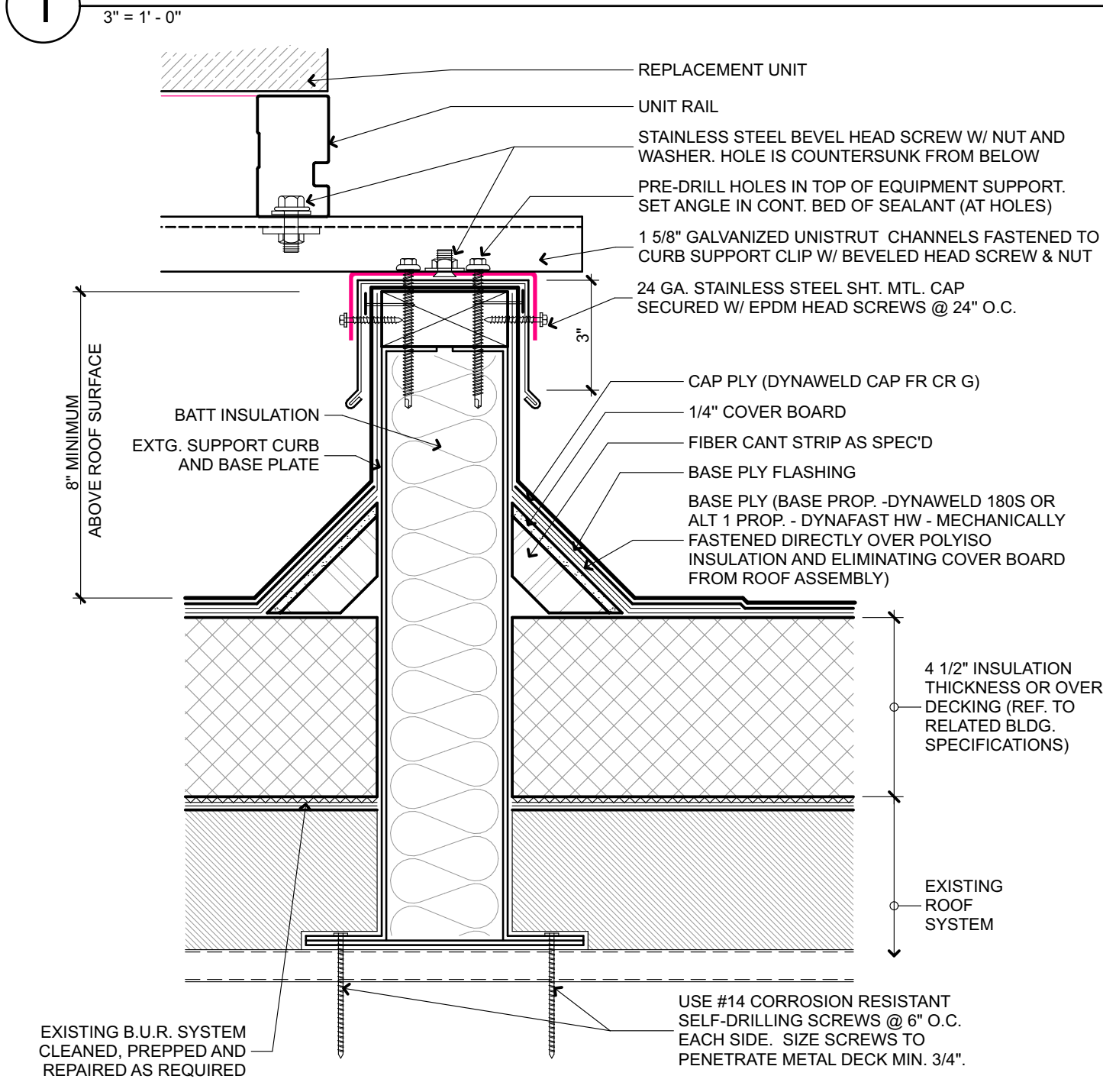
AMTECH SOLUTIONS
 1600 N. JACKSON RD. STE #3
 PHARR, TEXAS 78577
 T 956.686.3095 F 956.686.2333

GENERAL DETAILS (MOD. BIT)
 DRAWN BY: J.G./S.E.
 CHECKED BY: C.G./D.V./J.R.
 PROJECT NO.: RGV2017.001004
 DATE: 3/20/19 SCALE: SEE DRAWING
 SHEET: 13 of 29 **D0.1**

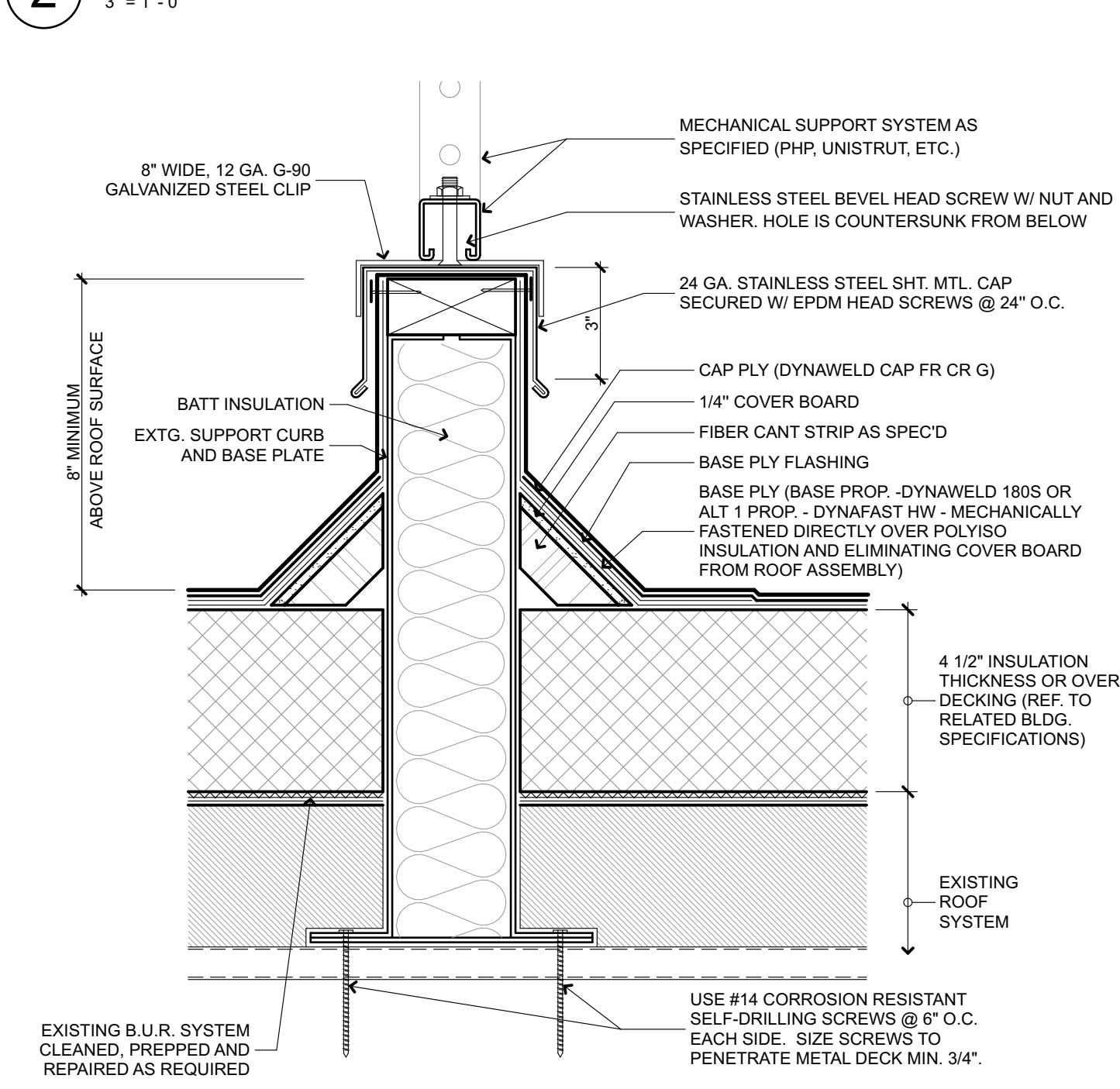
NOTES (TYP. ALL ROOF DRAIN TYPES):
 1. INSPECT EXISTING DRAIN COMPONENTS FOR DAMAGE. REPLACE DAMAGED COMPONENTS. FREE DRAIN LINE OF OBSTRUCTIONS AND TEST LINES TO INSURE THERE IS NO BLOCKAGE. TEST FOR LEAKS. REPAIR AND REFLASH AS NEEDED TO INSURE LEAK-FREE OPERATION.
 2. IF DRAIN CAN NOT BE REPAIRED, REPLACE WITH NEW OF LIKE KIND.
 3. SURFACE MEMBRANE AS SPECIFIED FOR BUILDING



1 CONDENSATE RECEPTOR DRAIN
 3" = 1'-0"



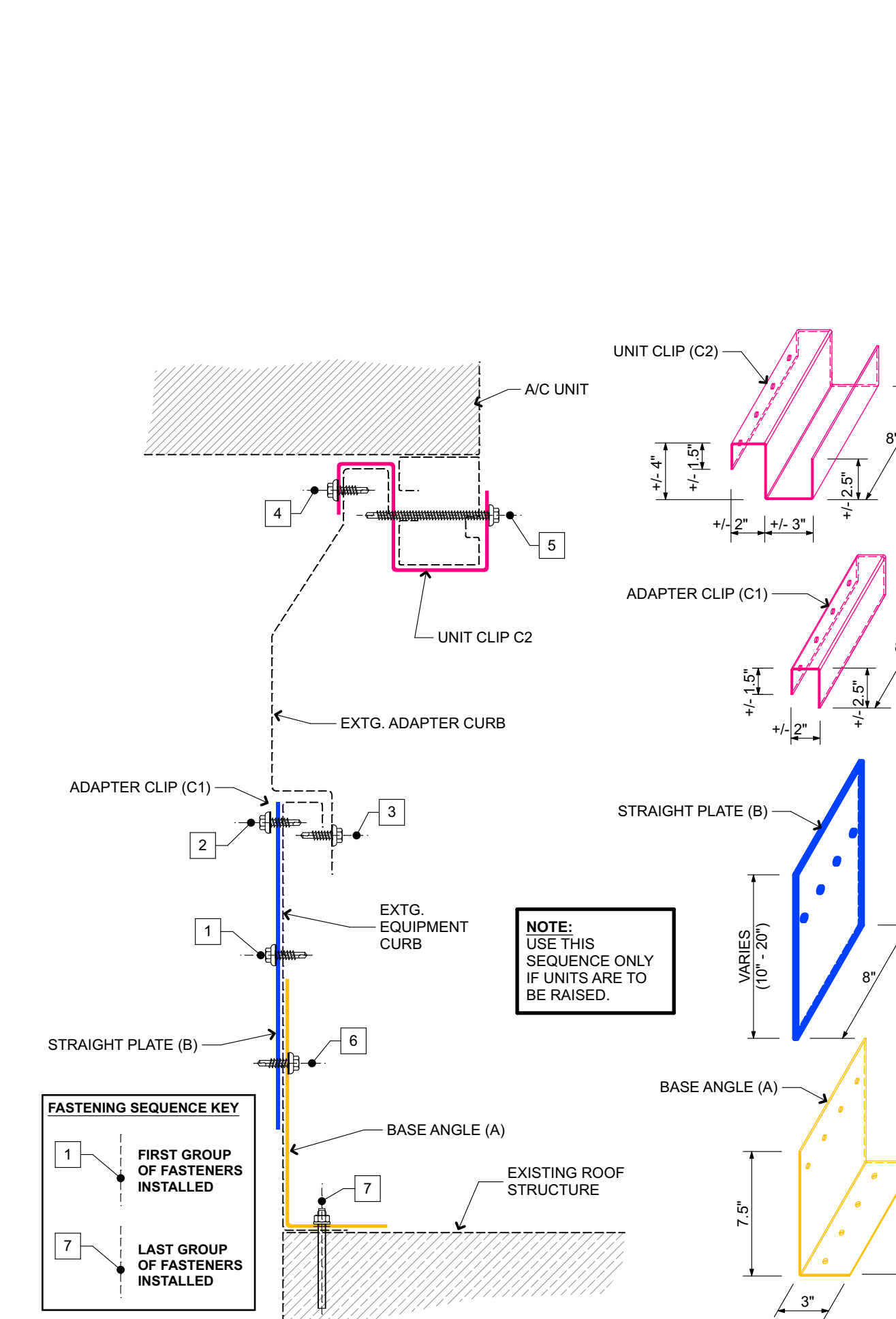
2 EXISTING EQUIPMENT SUPPORT
 3" = 1'-0"



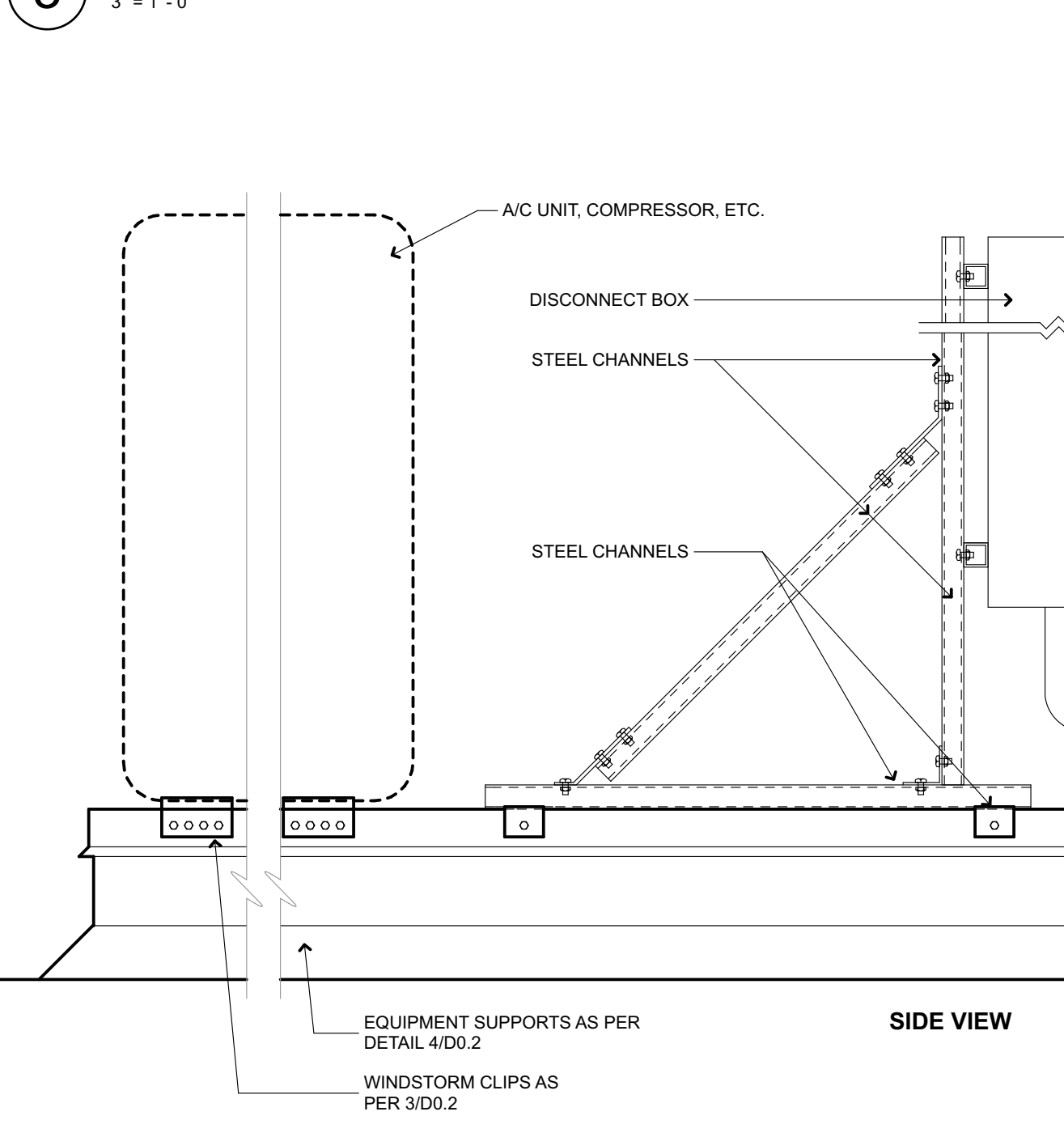
6 EXISTING EQUIPMENT SUPPORT
 3" = 1'-0"

INSTALLATION NOTES:
 1. BASE ANGLE LOCATIONS ARE TO MATCH THE LOCATIONS OF THE CLIPS AND PLATES THAT SECURE THE AC UNIT / ADAPTER CURB TO THE EQUIPMENT CURBS. PROVIDE A CONTINUOUS LOAD PATH.
 2. CLIPS / PLATES / BASE ANGLES ARE TO BE INSTALLED ONLY ON THE LONG SIDES OF THE UNITS.
 3. INSTALL THE EQUIPMENT SUPPORTS PARALLEL TO THE ROOF SLOPE, OR IF NOT POSSIBLE, PROVIDE CRICKETS TO DIRECT WATER AROUND THE SUPPORTS.

PRODUCT NOTES:
 1. CLIP SIZES ARE FOR BIDDING PURPOSES ONLY. ACTUAL SIZES MUST BE COORDINATED WITH THE REPLACEMENT UNITS. THE NEW ADAPTER CURBS, EXISTING ADAPTER CURBS, THE EXISTING CURBS AND THE NEW PARTITIONED CURB EXTENSIONS. SHOP DRAWINGS FOR ALL CLIPS MUST BE SUBMITTED FOR COORDINATION AND APPROVAL, PRIOR TO INSTALLATION.
 2. CLIP SPACINGS ARE FOR BIDDING PURPOSES ONLY. INSTALLATION SPACINGS WILL BE CALCULATED BASED ON THE SIZE AND WEIGHT OF THE ACTUAL EQUIPMENT USED. THE NEW ADAPTER CURBS, EXISTING ADAPTER CURBS, THE EXISTING CURBS AND THE NEW PARTITIONED CURB EXTENSIONS. BID SPACINGS WILL BE VERIFIED BY STRUCTURAL ENGINEER. USING SUBMITTAL INFORMATION AND FINAL SPACINGS WILL BE ISSUED FOR INSTALLATION. OVERAGE OR CREDIT WILL BE CALCULATED BASED ON SHOP DRAWINGS ADDITIONS OR REDUCTIONS TO THE QUANTITIES BID WILL BE CALCULATED BY UNIT. PRICING INCLUDED IN THE PROPOSAL. THE COST OF ADDITIONAL QUANTITIES WILL BE PAID FOR WITH THE BETTERMENT ALLOWANCE. CREDITS TO THE OWNER FOR A REDUCTION IN QUANTITY WILL BE HANDLED BY CHANGE ORDER.
 3. IF MULTIPLE CURB ADAPTERS ARE USED, PROVIDE ADAPTER CLIPS FOR EACH ADAPTER, SPACED AS SCHEDULED.
 4. CLIPS AND PLATES SHALL BE MANUFACTURED FROM 12GA. G-90 GALVANIZED STEEL PLATE, PRE-SHAPED AND PREPUNCHED FOR FASTENER LOCATIONS.



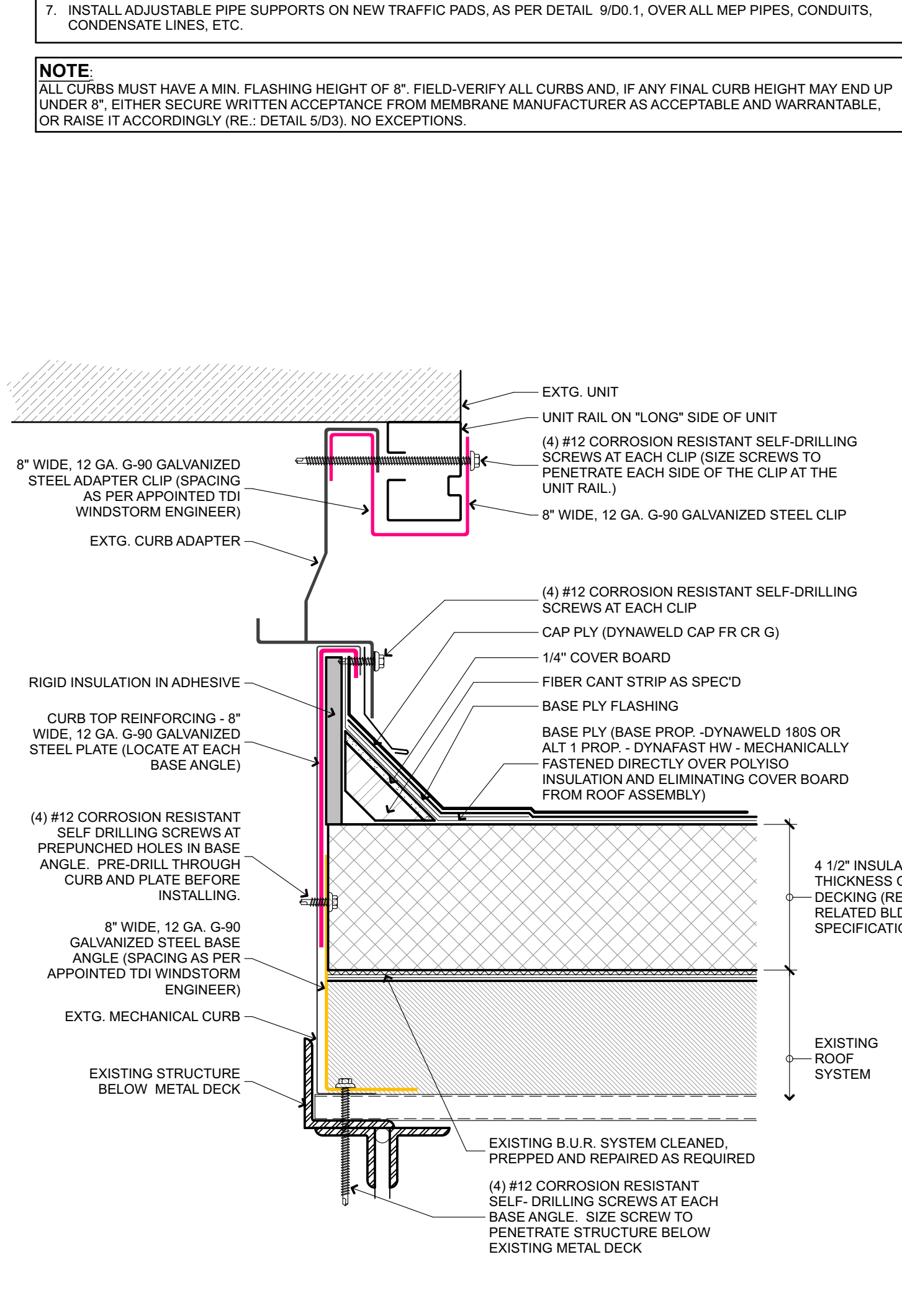
3 EQUIPMENT ATTACHMENT - UNIT TO ADAPTER CURB
 3" = 1'-0"



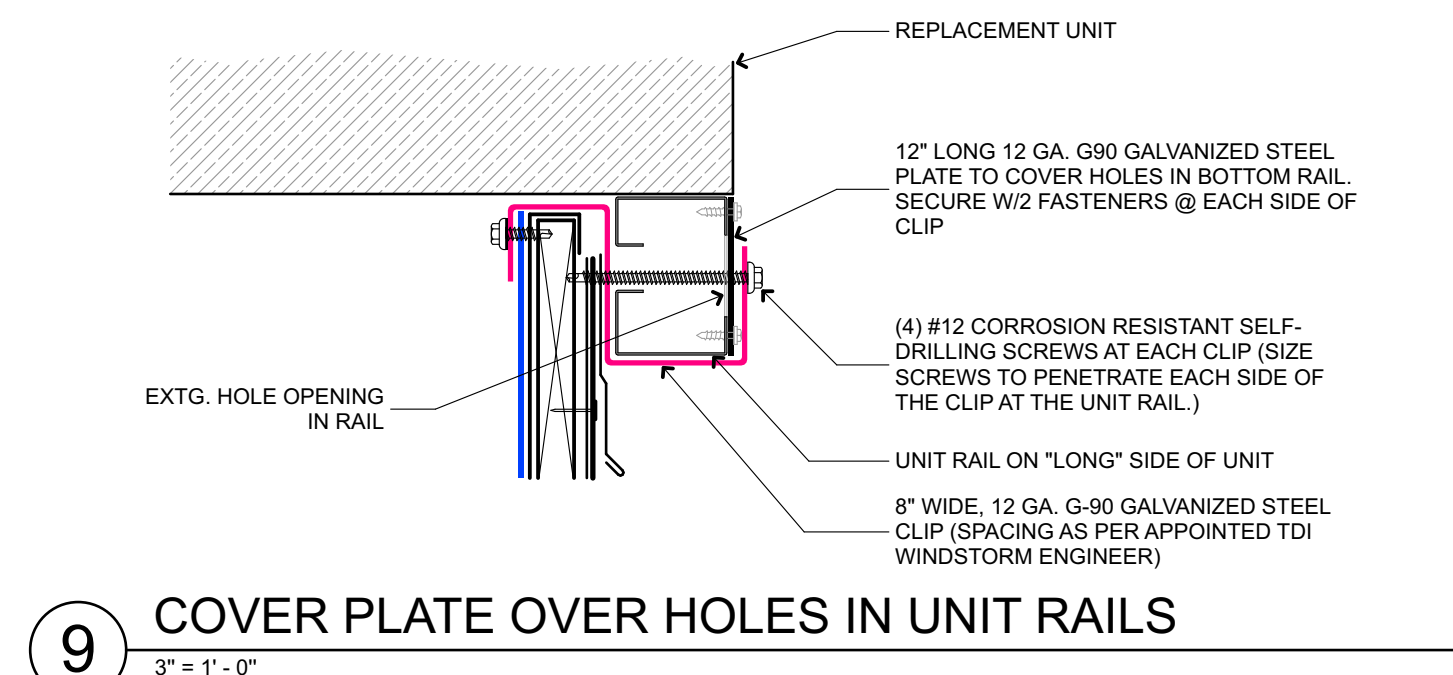
7 ELECTRICAL BOX SUPPORT
 NOT TO SCALE

GENERAL NOTES:
 1. CLIP QUANTITIES WILL BE DETERMINED BY DIVIDING THE CURB LENGTH (THE LENGTH OF THE LONGEST SIDE) BY THE MAX ALLOWABLE SPACING OF THE CLIPS (20") AND ROUNDING UP TO THE NEAREST WHOLE NUMBER. ROUNDING IS ALWAYS UP, NEVER DOWN. THIS WILL RESULT IN APPROPRIATE CLIP SPACINGS THAT WILL ALWAYS BE LESS THAN THE MAX ALLOWABLE.
 2. EACH UNIT WILL RECEIVE CLIPS ON (2) SIDES - (THE LONGEST SIDES). THE # OF CLIPS LISTED IN THE TABLE BELOW IS FOR ONE SIDE ONLY. THE FIRST NUMBER IDENTIFIES THE # OF UNIT CLIPS REQUIRED FOR THE LISTED SPACING, WHILE THE SECOND NUMBER IDENTIFIES THE # OF ADAPTER CLIPS REQUIRED. FOR EXAMPLE, A LISTING OF 5/5 INDICATES FIVE (5) UNIT CLIPS PER SIDE, AND FIVE (5) ADAPTER CLIPS PER SIDE. PLEASE NOTE, IF THERE IS NO EXISTING ADAPTER CURB, THERE WILL BE NO ADAPTER CLIP COUNT. HOWEVER, IF NO ADAPTER IS CURRENTLY PRESENT, BUT WILL BE NEEDED TO PROPERLY ADAPT THE REPLACEMENT UNIT, ADAPTER CLIPS FOR THIS ADAPTER CURB MUST ALSO BE PROVIDED IN THE BASE BID. IF CLIP FASTENERS LAND OVER OPENINGS IN THE BOTTOM RAIL, INSTALL A 12GA CONTINUITY PLATE OVER THE HOLES AS PER DETAIL 9/D0.2 (THIS PAGE, RIGHT OF THIS NOTE).
 3. STRAIGHT PLATES ARE INSTALLED TO PROVIDE LOAD PATH CONTINUITY FROM EITHER A UNIT CLIP OR ADAPTER CLIP TO THE BASE ANGLE. THE QUANTITY AND LOCATION OF THE STRAIGHT PLATES IS TO MATCH THE QUANTITY AND LOCATION OF THE CLIPS.
 4. EACH UNIT CURB WILL RECEIVE BASE ANGLES ON (2) SIDES - (THE LONGEST SIDES). THE # OF CLIPS LISTED IN THE TABLE BELOW IS FOR ONE SIDE ONLY. THE BASE ANGLE LOCATIONS ARE TO MATCH THE LOCATIONS OF THE CLIPS AND PLATES THAT SECURE THE AC UNIT / ADAPTER CURB TO THE EQUIPMENT CURBS.
 5. REPAIR, PREP AND COLD GALVANIZE ALL CURB ADAPTER CORROSION. REPLACE ALL ADAPTER MOUNTED JUNCTION BOXES WITH NEW AND ALL CONDUITS TO AND FROM THE JUNCTION BOXES WITH NEW.
 6. REROUTE ANY ELECTRICAL LINES, IF THEY ARE CURRENTLY RUNNING THROUGH CURB/CURB ADAPTERS AND RELOCATE THE TO RUN THROUGH ROOF PENETRATION TO FACILITATE INSTALLATION OF CURB REINFORCEMENT AND FLASHING.
 7. INSTALL ADJUSTABLE PIPE SUPPORTS ON NEW TRAFFIC PADS, AS PER DETAIL 9/D0.1, OVER ALL MEP PIPES, CONDUITS, CONDENSATE LINES, ETC.

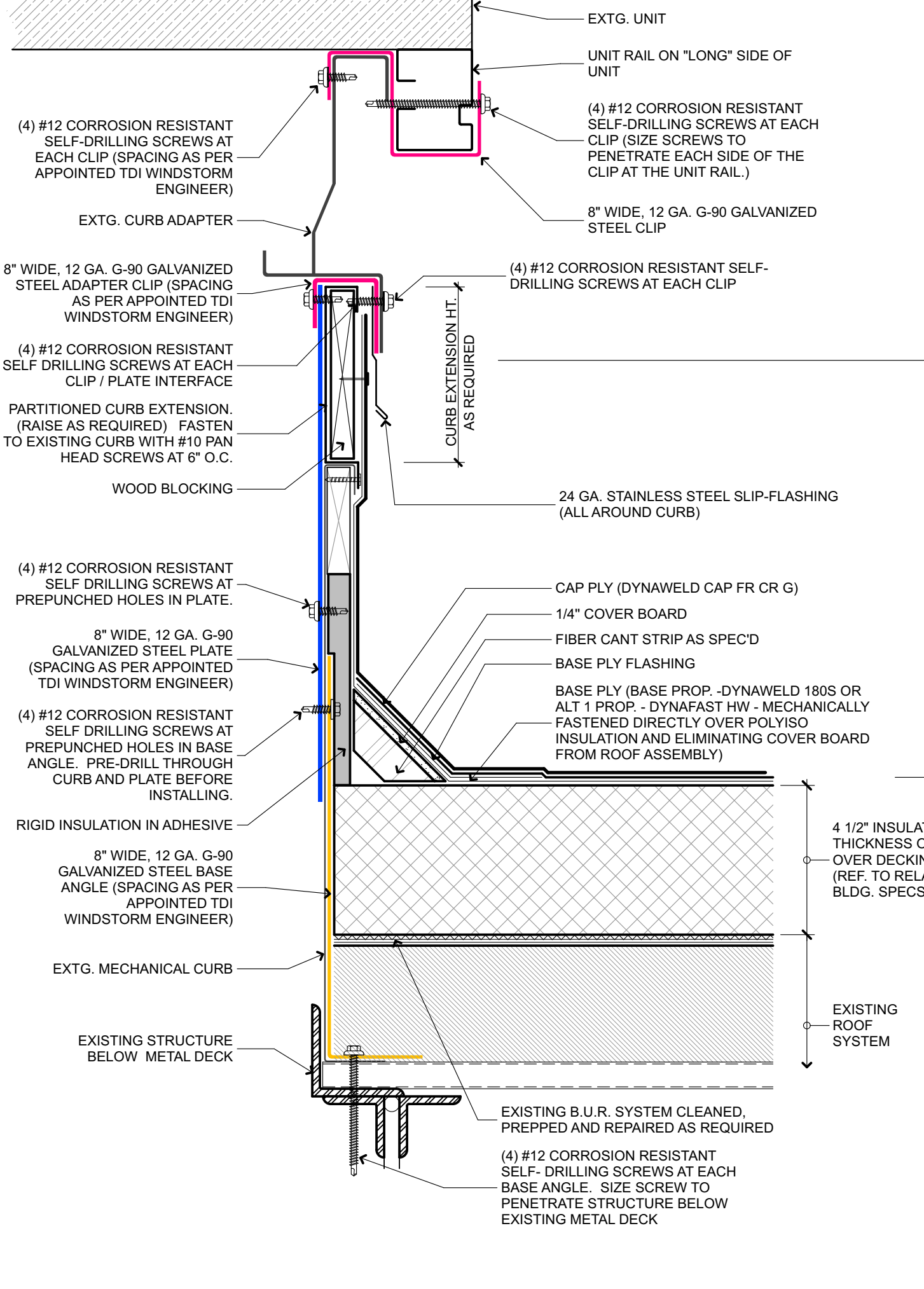
NOTE:
 ALL CURBS MUST HAVE A MIN. FLASHING HEIGHT OF 8". FIELD-VERIFY ALL CURBS AND, IF ANY FINAL CURB HEIGHT MAY END UP UNDER 8", EITHER SECURE WRITTEN ACCEPTANCE FROM MEMBRANE MANUFACTURER AS ACCEPTABLE AND WARRANTABLE, OR RAISE IT ACCORDINGLY (RE: DETAIL 5/D3), NO EXCEPTIONS.



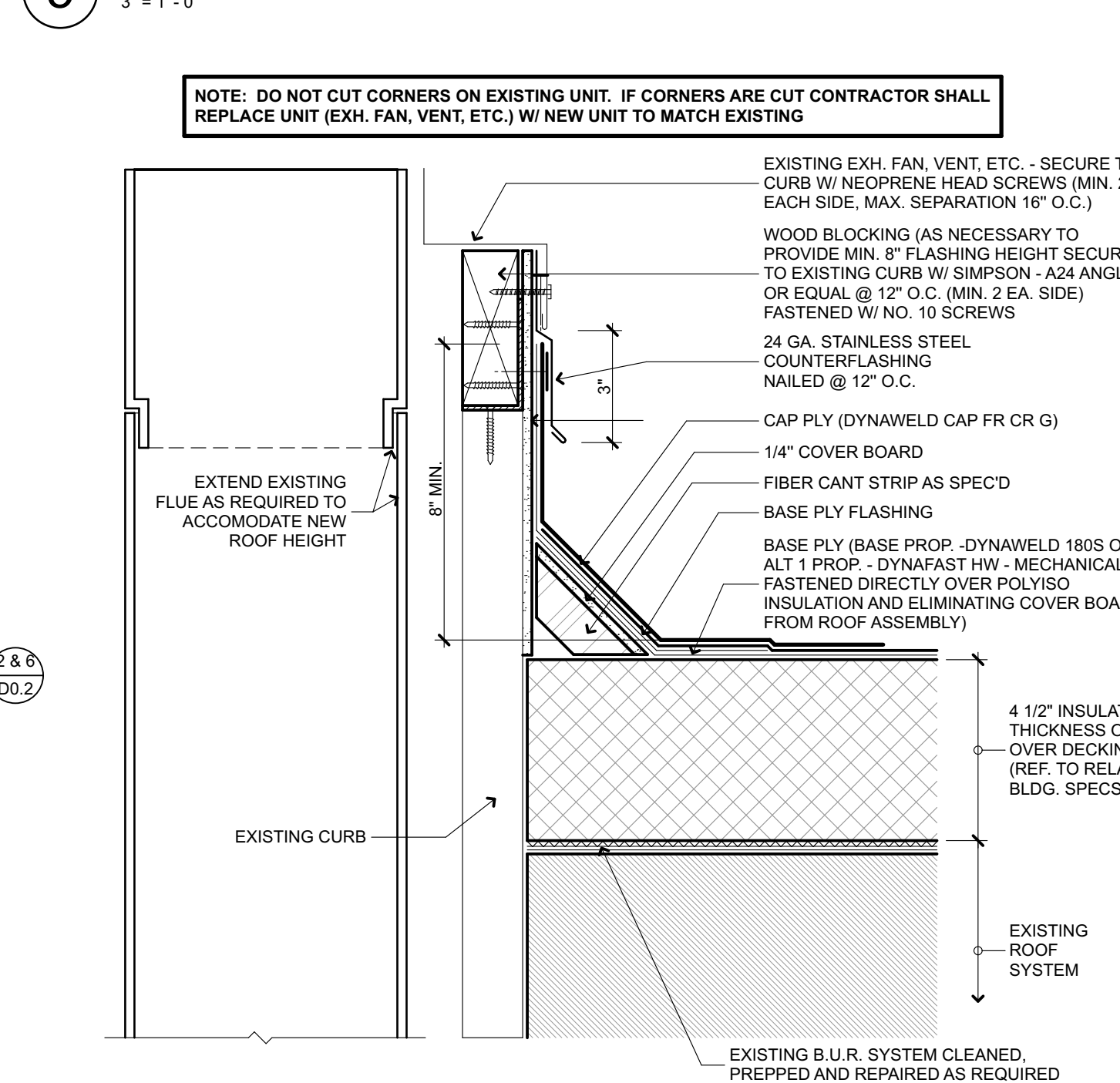
4 REINFORCED EXTG. CURB w/ADAPTER @ METAL DECK w/LWC
 3" = 1'-0"



9 COVER PLATE OVER HOLES IN UNIT RAILS
 3" = 1'-0"




5 REINFORCED RAISED CURB w/ADAPTER @ METAL DECK w/LWC
 3" = 1'-0"



8 MECHANICAL CURB
 3" = 1'-0"

ISSUED FOR:
 SCHEMATIC DESIGN 09/30/18
 ASBESTOS TESTING 11/21/18
 DESIGN DEVELOPMENT 02/22/19
 50% CONSTRUCTION DOCUMENTS 03/05/19
 FOR CONSTRUCTION 03/20/19

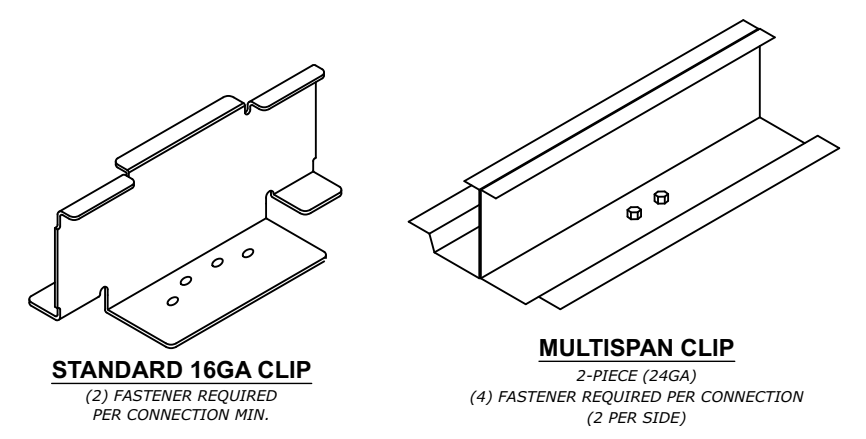
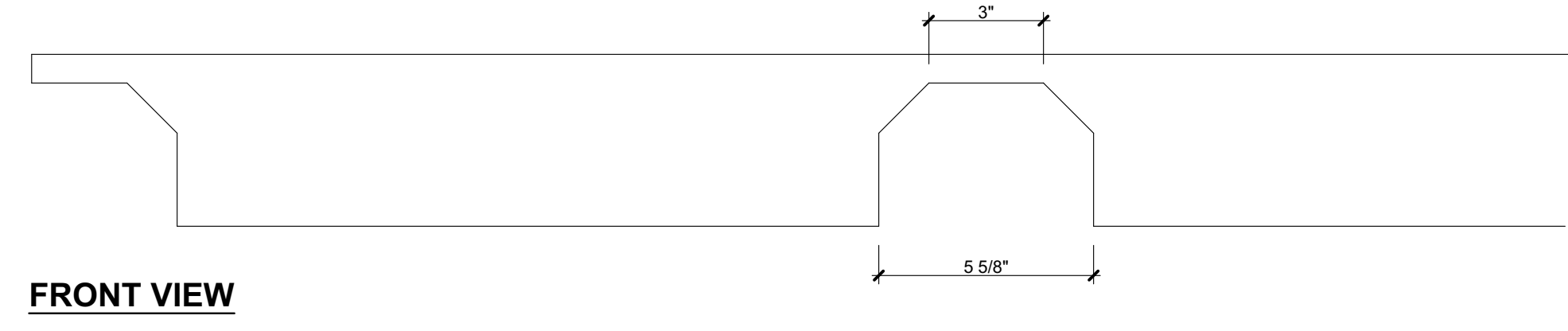
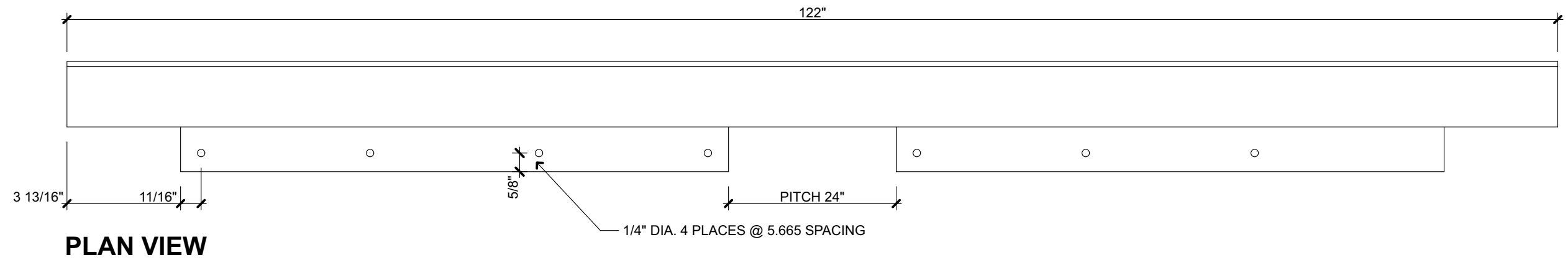
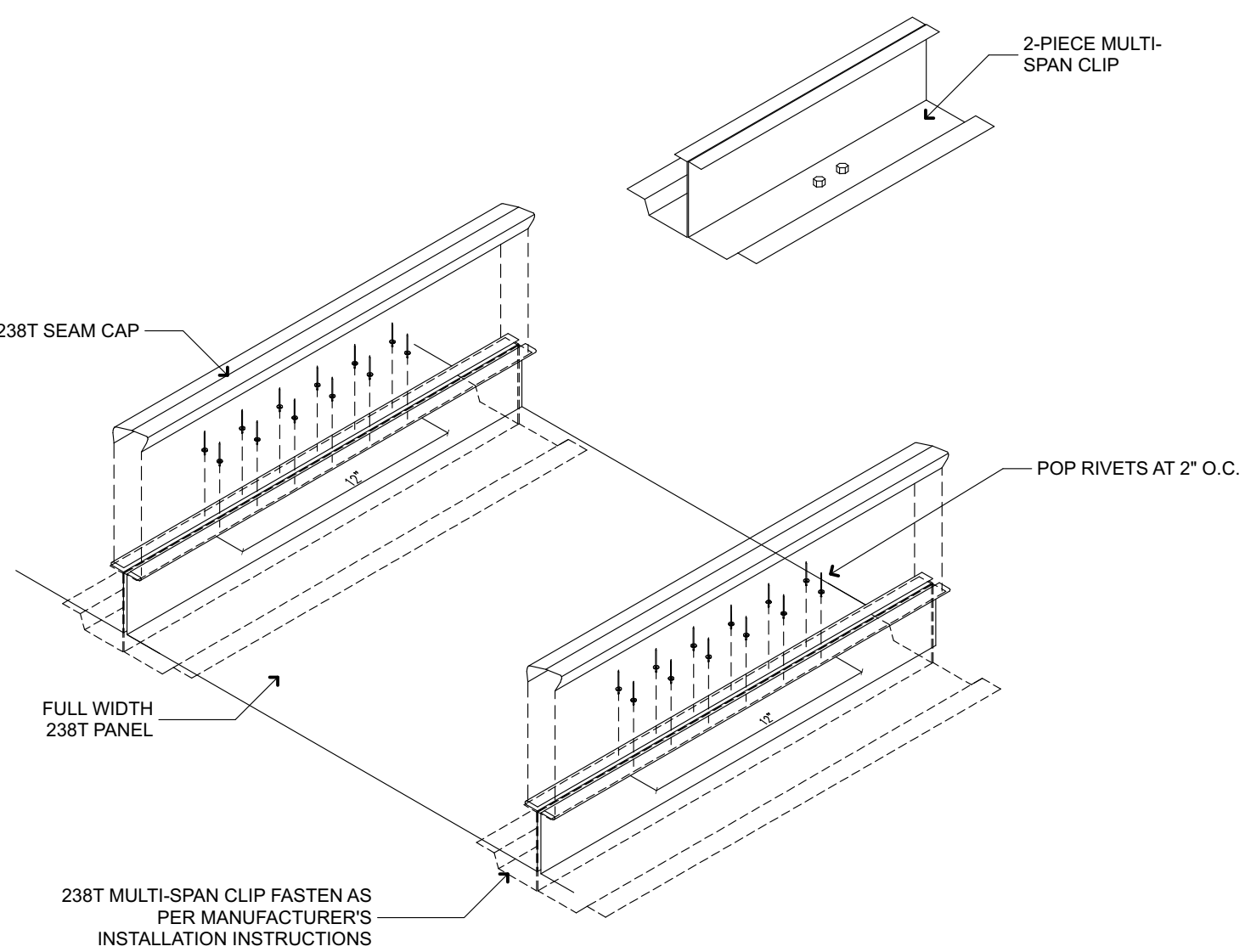


TEXAS SOUTHMOST COLLEGE
 ROOF REPLACEMENT AND REPAIRS
 2017

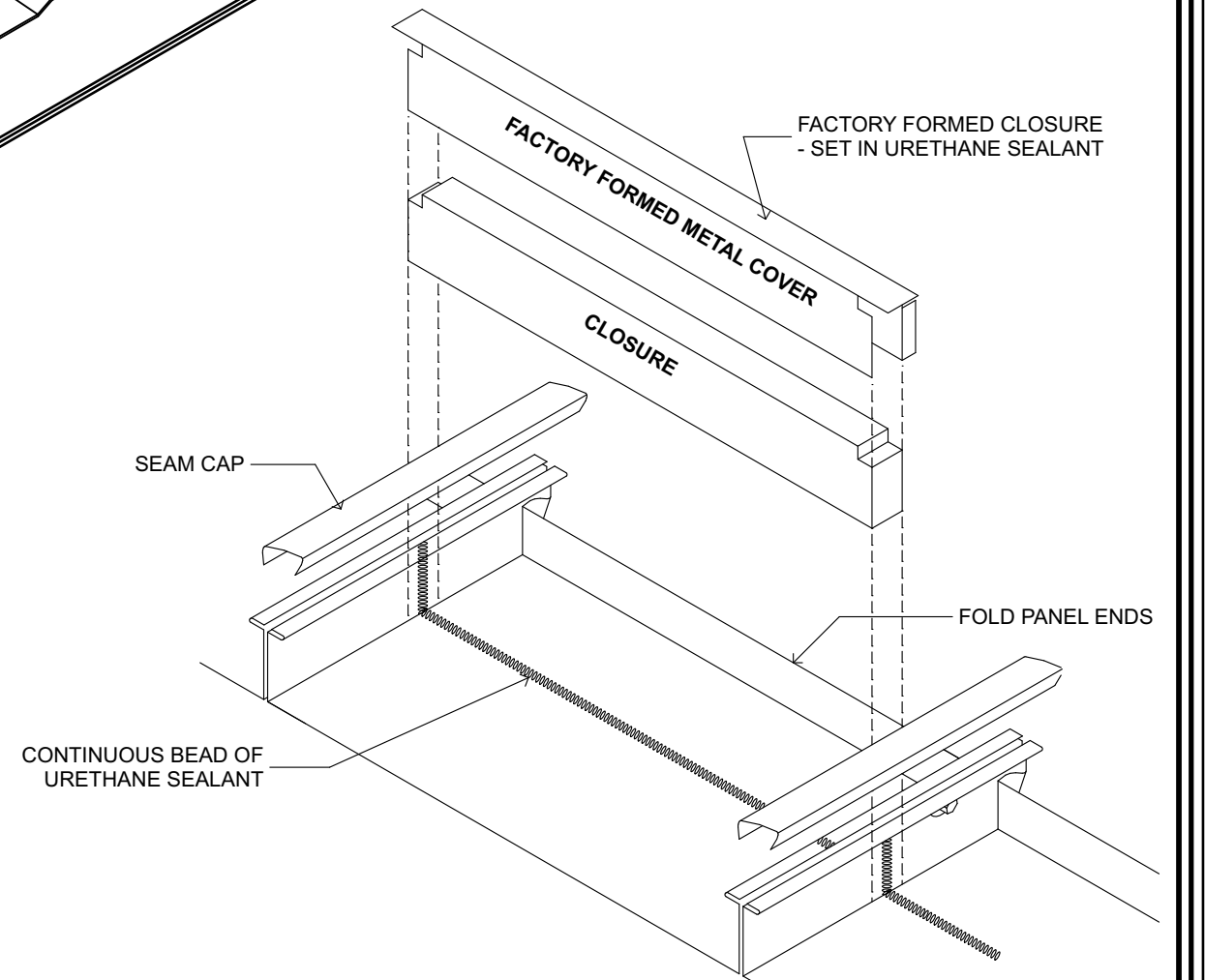
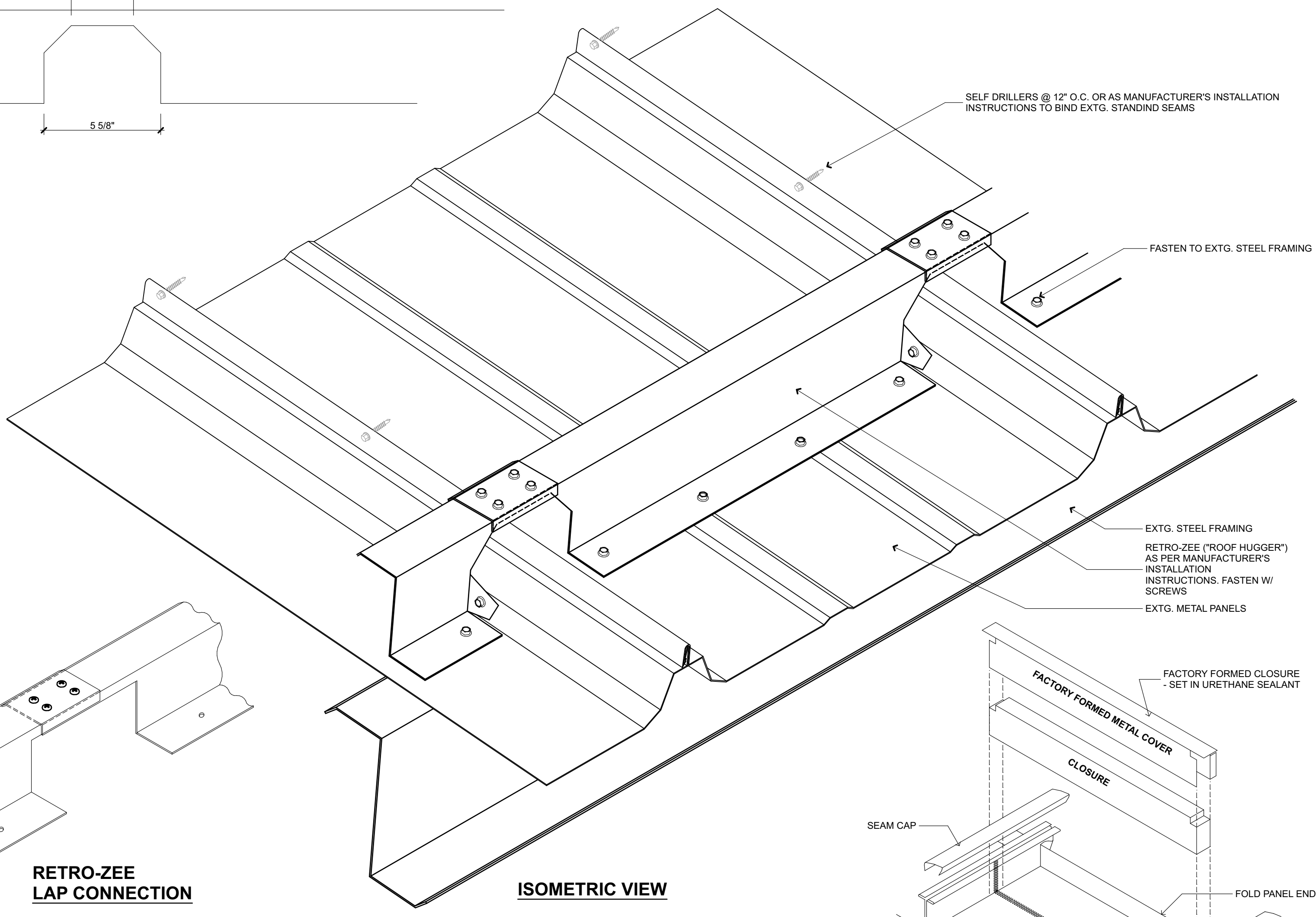
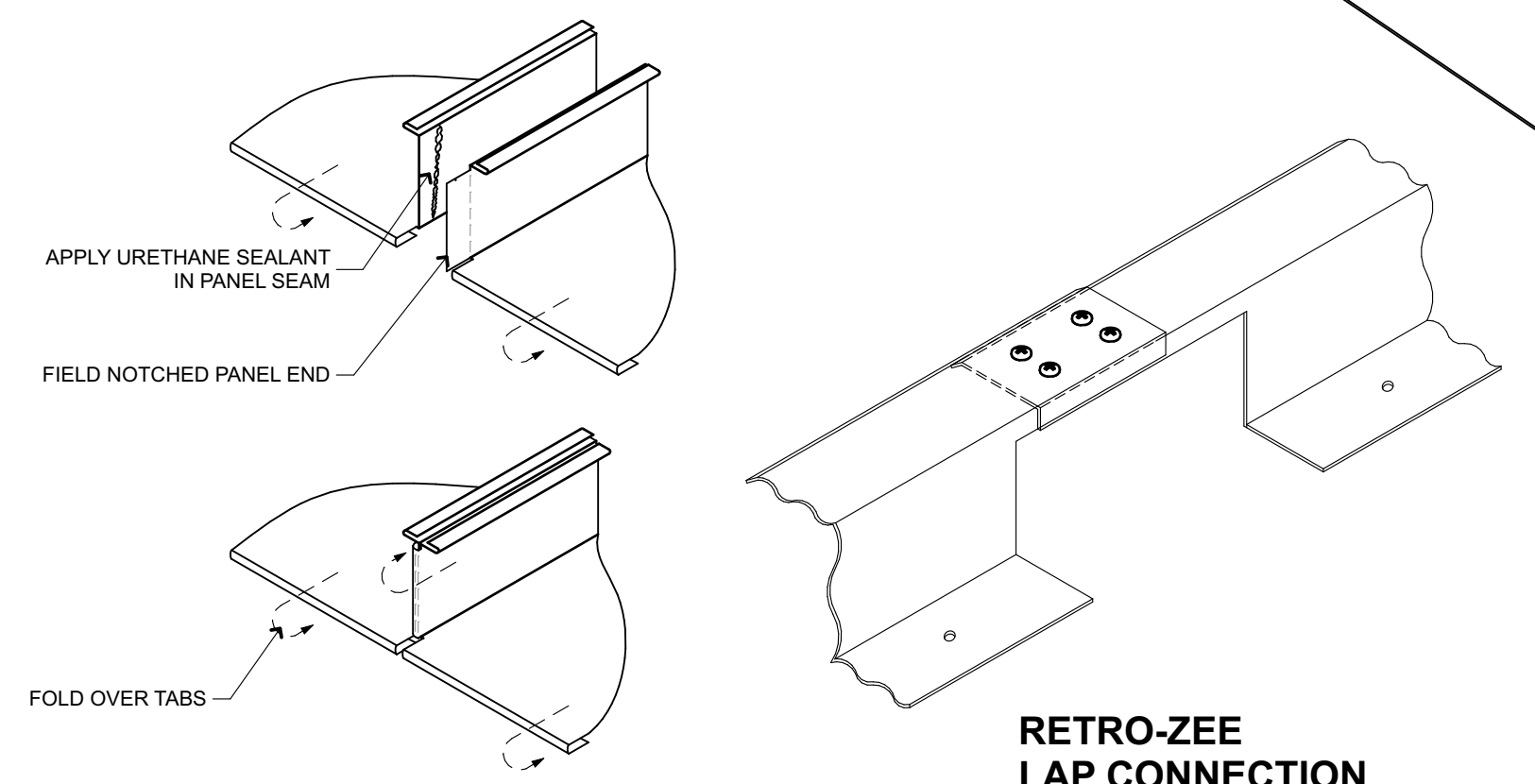
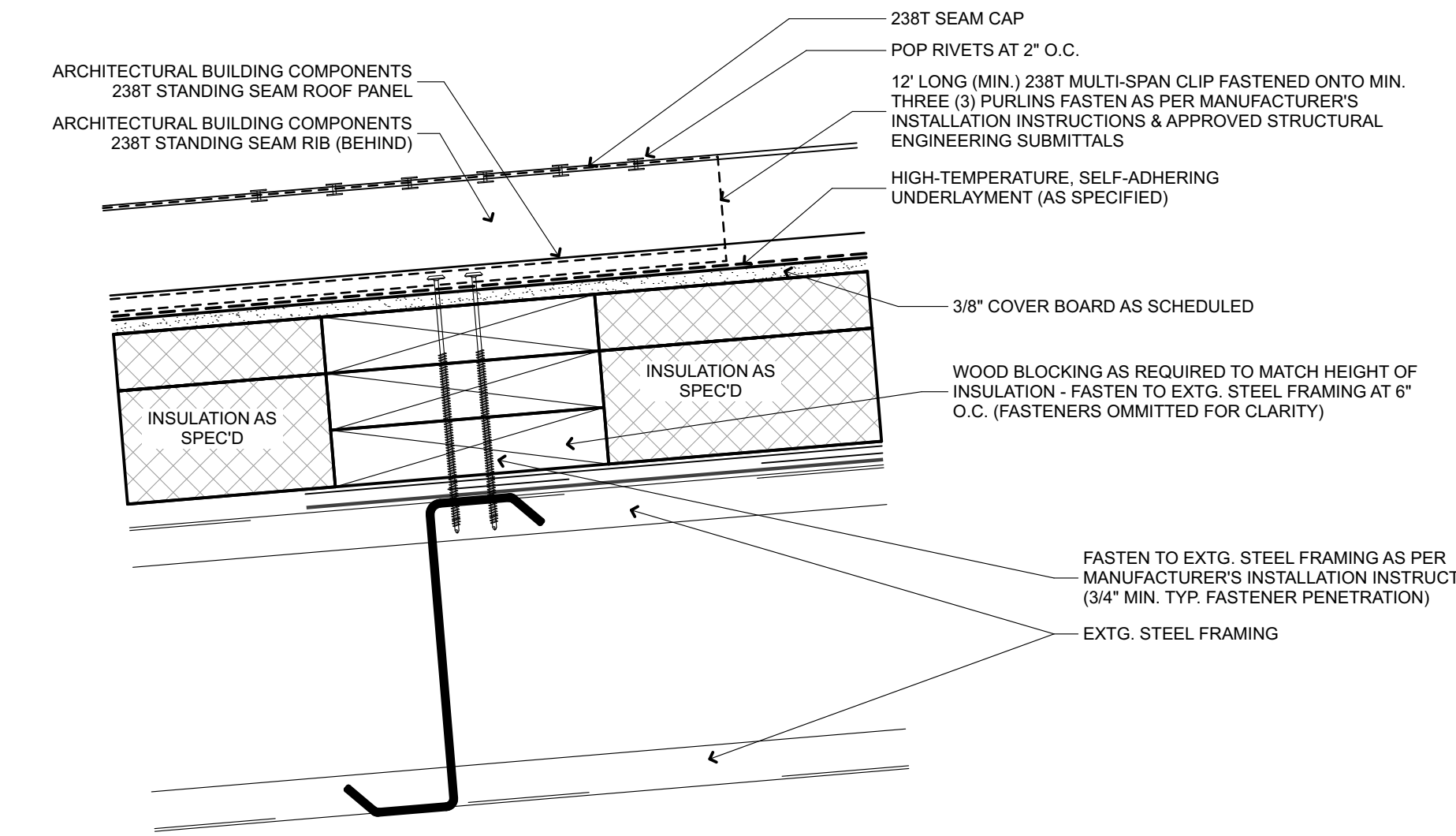
AMTECH SOLUTIONS
 1600 N. JACKSON RD. STE #3
 PHARR, TEXAS 78577
 T 956.686.3095 F 956.686.2333

GENERAL DETAILS (MOD. BIT)
 DRAWN BY: J.G. / S.E.
 CHECKED BY: C.G. / D.V. / J.R.
 PROJECT NO.: RGV2017.001004
 DATE: 3/20/19 SCALE: SEE DRAWING
 SHEET: 14 OF 29 D0.2

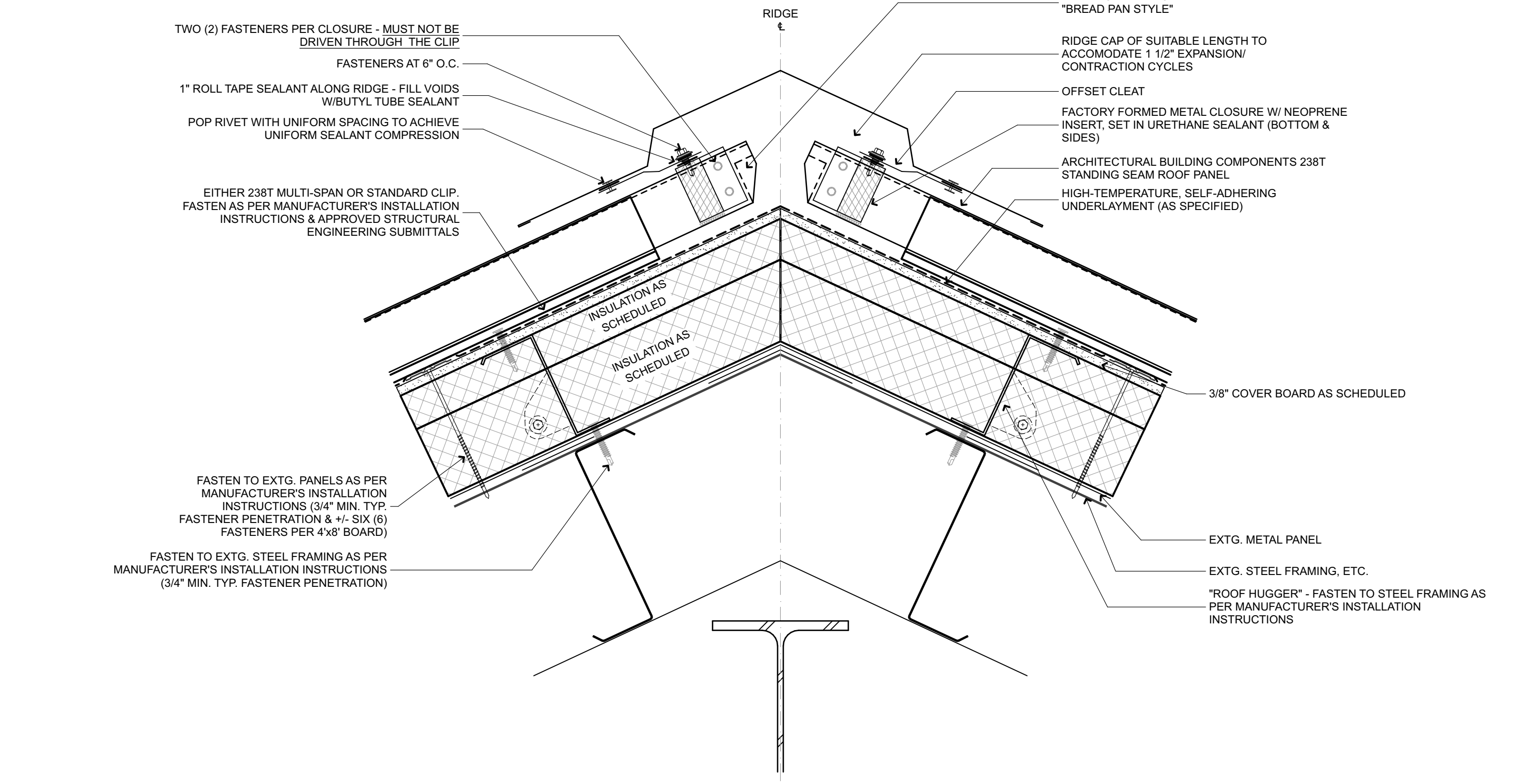
NOTE (ALL DETAILS):
 1. INSTALL ALL FASTENERS AS PER MANUFACTURER'S INSTALLATION INSTRUCTIONS (REFER TO APPROVED SHOP DRAWINGS/SUBMITTALS). FASTENERS SHOWN ARE A REPRESENTATION OF WHAT MAY BE REQUIRED.
 2. FASTENERS REQUIRED TO SECURE WOOD BLOCKING HAVE BEEN OMITTED FOR CLARITY.



NOTE (ALL DETAILS):
 1. INSTALL ALL FASTENERS AS PER MANUFACTURER'S INSTALLATION INSTRUCTIONS (REFER TO APPROVED SHOP DRAWINGS/SUBMITTALS). FASTENERS SHOWN ARE A REPRESENTATION OF WHAT MAY BE REQUIRED.
 2. SOME FASTENERS REQUIRED TO SECURE WOOD BLOCKING HAVE BEEN OMITTED FOR CLARITY.

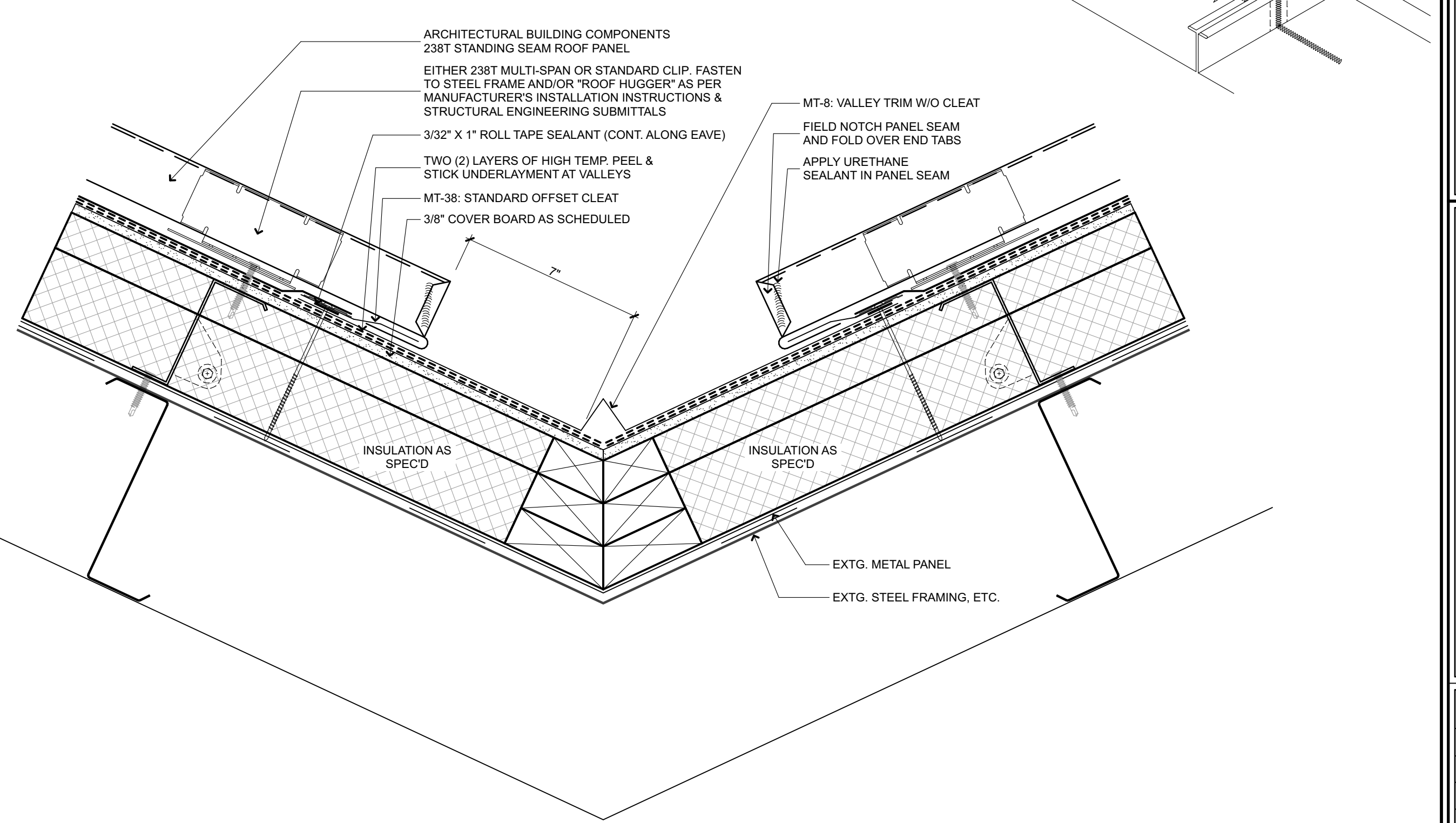


1 PANEL FIXITY
N.T.S.




3 HIGH RIDGE @ METAL ROOF (FLOATING)
3" = 1'-0"

2 RETRO-ZEE ("ROOF HUGGER") PURLIN ATTACHMENT
N.T.S.



4 VALLEY DETAIL @ METAL ROOF
3" = 1'-0"

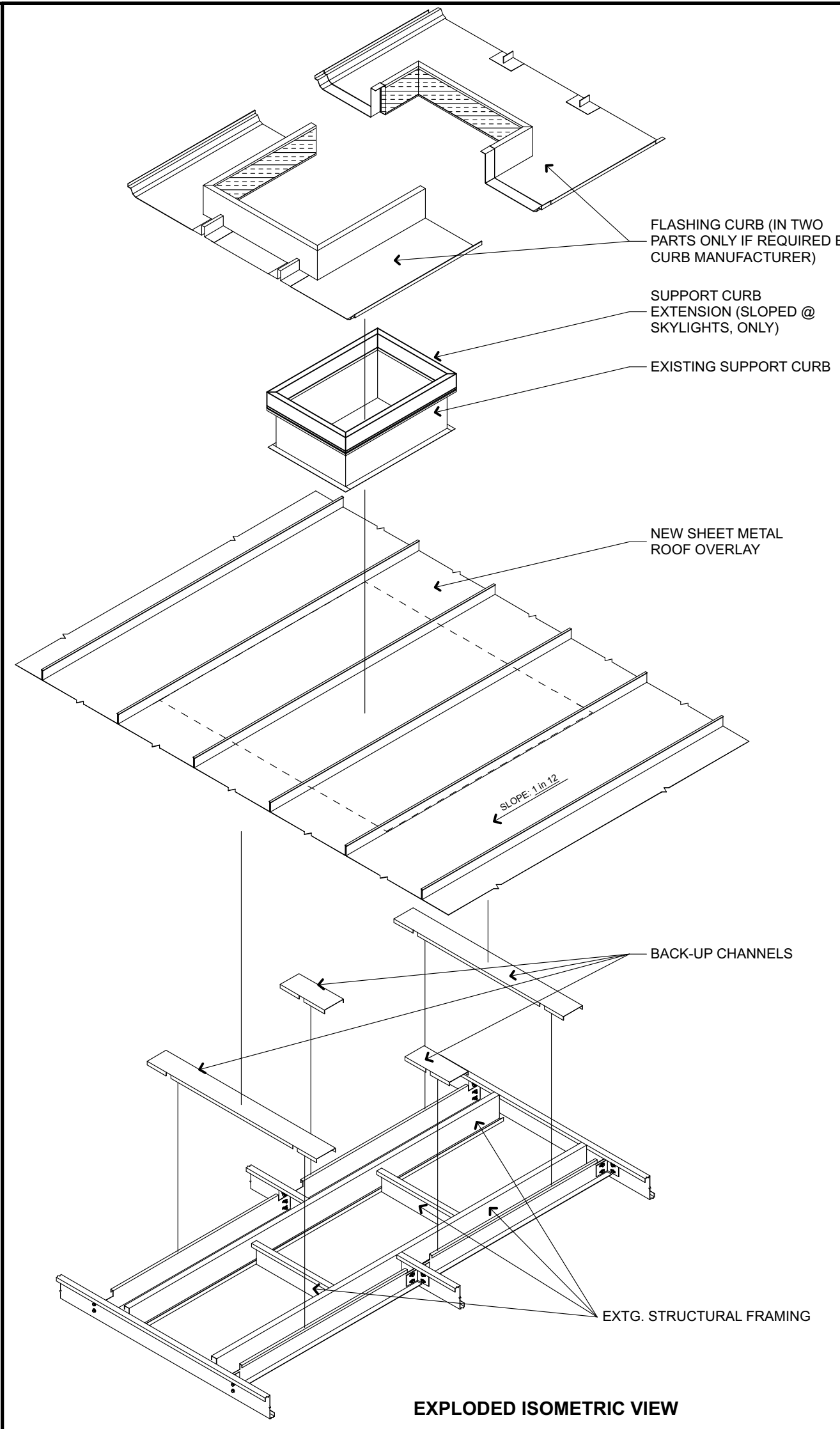
ISSUED FOR:	SCHEMATIC DESIGN	09/30/18
ASBESTOS TESTING:		11/21/18
DESIGN DEVELOPMENT:		02/22/19
50% CONSTRUCTION DOCUMENTS:		03/05/19
FOR CONSTRUCTION:		03/20/19



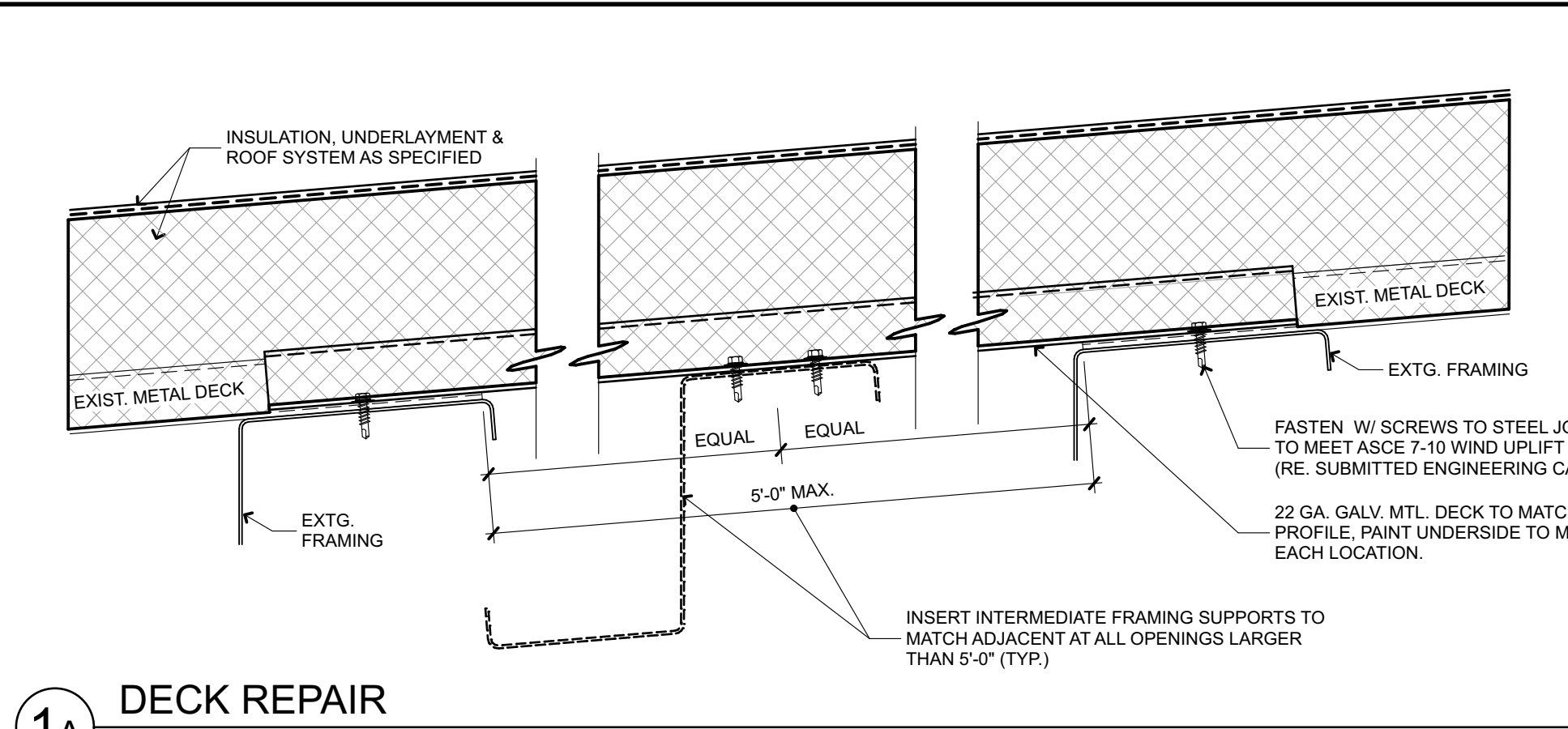
TEXAS SOUTHWEST COLLEGE
ROOF REPLACEMENT AND REPAIRS
 2017

AMTECH SOLUTIONS
 1600 N. JACKSON RD. STE #3
 PHARR, TEXAS 78577
 T 956.686.3095 F 956.686.2233

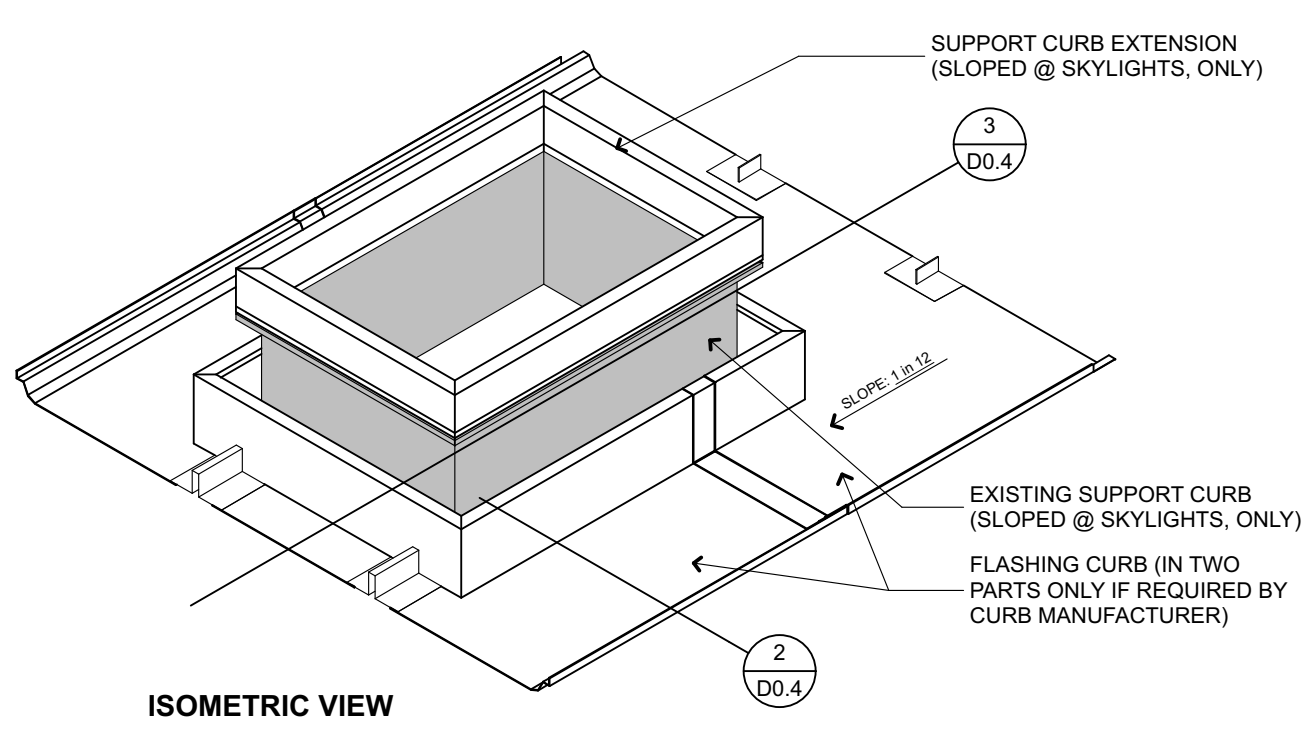
GENERAL DETAILS (METAL)	
DRAWN BY:	J.G. / S.E.
CHECKED BY:	C.G. / D.V. / J.R.
PROJECT NO.:	RGV2017.001004
DATE:	3/20/19
SCALE:	SEE DRAWING
SHEET	
15 OF 29	D0.3



EXPLODED ISOMETRIC VIEW

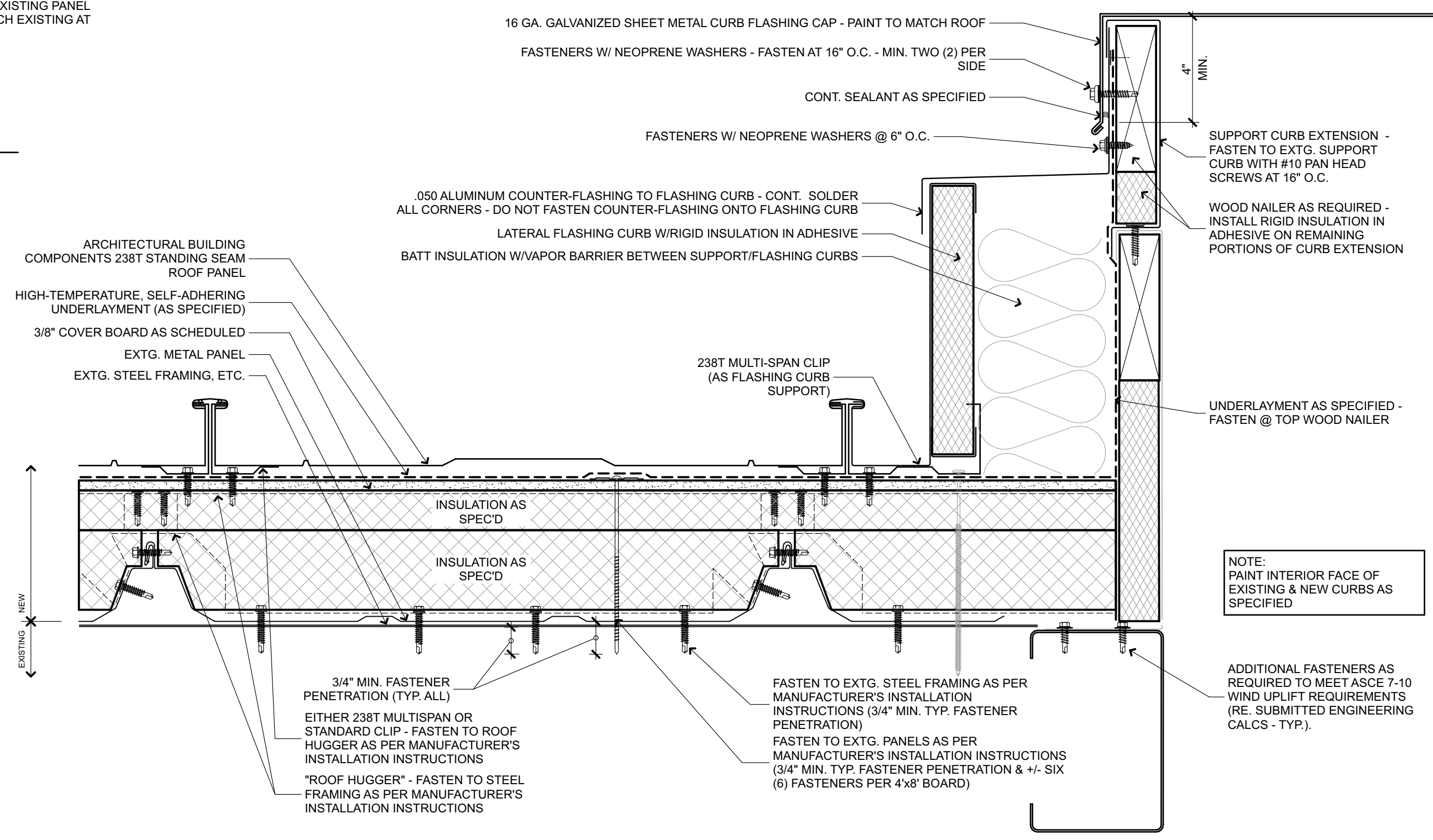


1A DECK REPAIR
3" = 1'-0"



ISOMETRIC VIEW

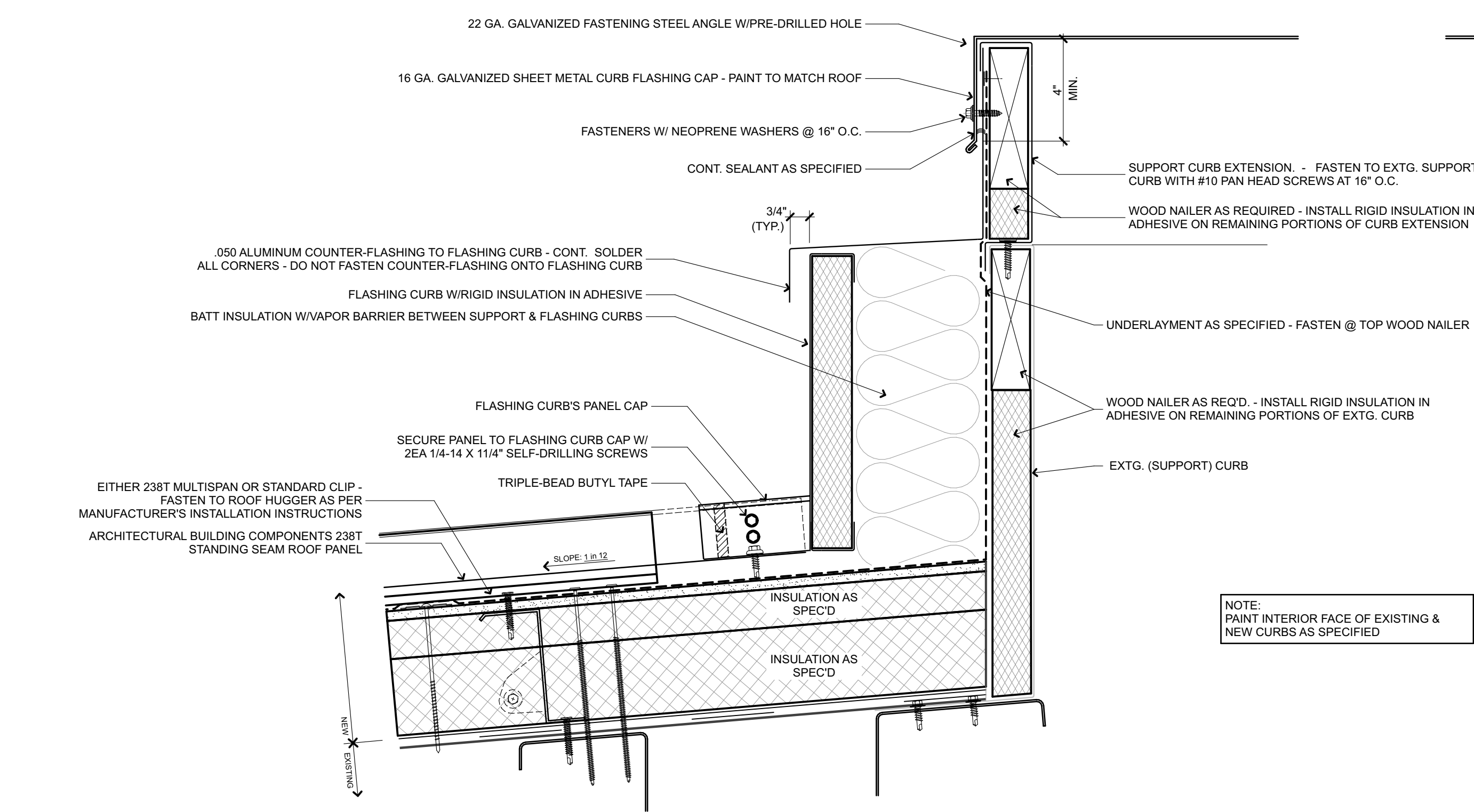
NOTE (ALL DETAILS):
 1. INSTALL ALL FASTENERS AS PER MANUFACTURER'S INSTALLATION INSTRUCTIONS (REFER TO APPROVED SHOP DRAWINGS/SUBMITTALS). FASTENERS SHOWN ARE A REPRESENTATION OF WHAT MAY BE REQUIRED.
 2. FASTENERS REQUIRED TO SECURE WOOD BLOCKING HAVE BEEN OMITTED FOR CLARITY.



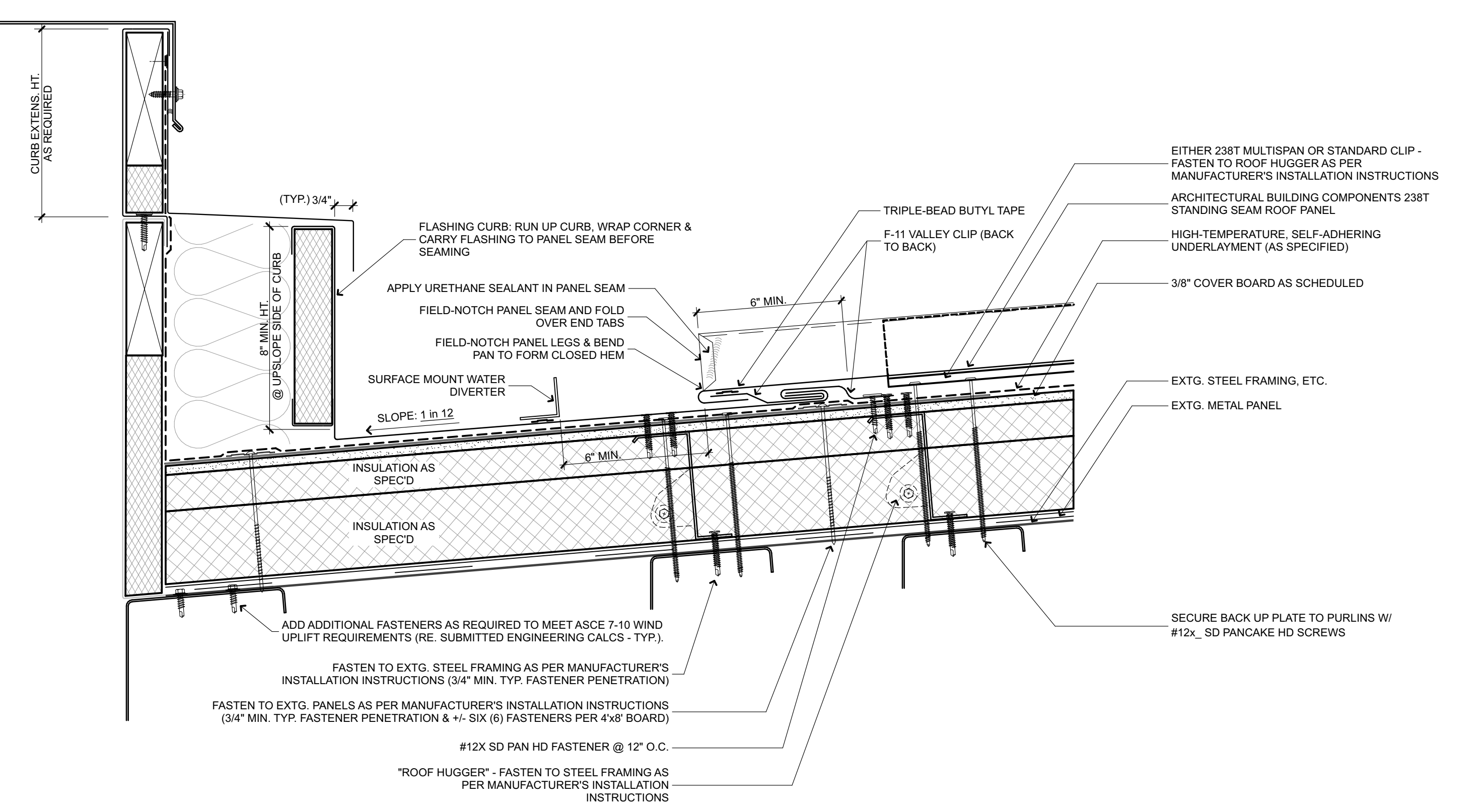
2 MECHANICAL FLASHING CURB @ METAL ROOF (SIDE)
3" = 1'-0"

NOTE:
 1. INSTALL ALL FASTENERS AS PER MANUFACTURER'S INSTALLATION INSTRUCTIONS (REFER TO APPROVED SHOP DRAWINGS/SUBMITTALS). FASTENERS SHOWN ARE A REPRESENTATION OF WHAT MAY BE REQUIRED.
 2. SOME FASTENERS REQUIRED TO SECURE WOOD BLOCKING HAVE BEEN OMITTED FOR CLARITY.

1 FLASHING CURB @ METAL ROOF
N.T.S.



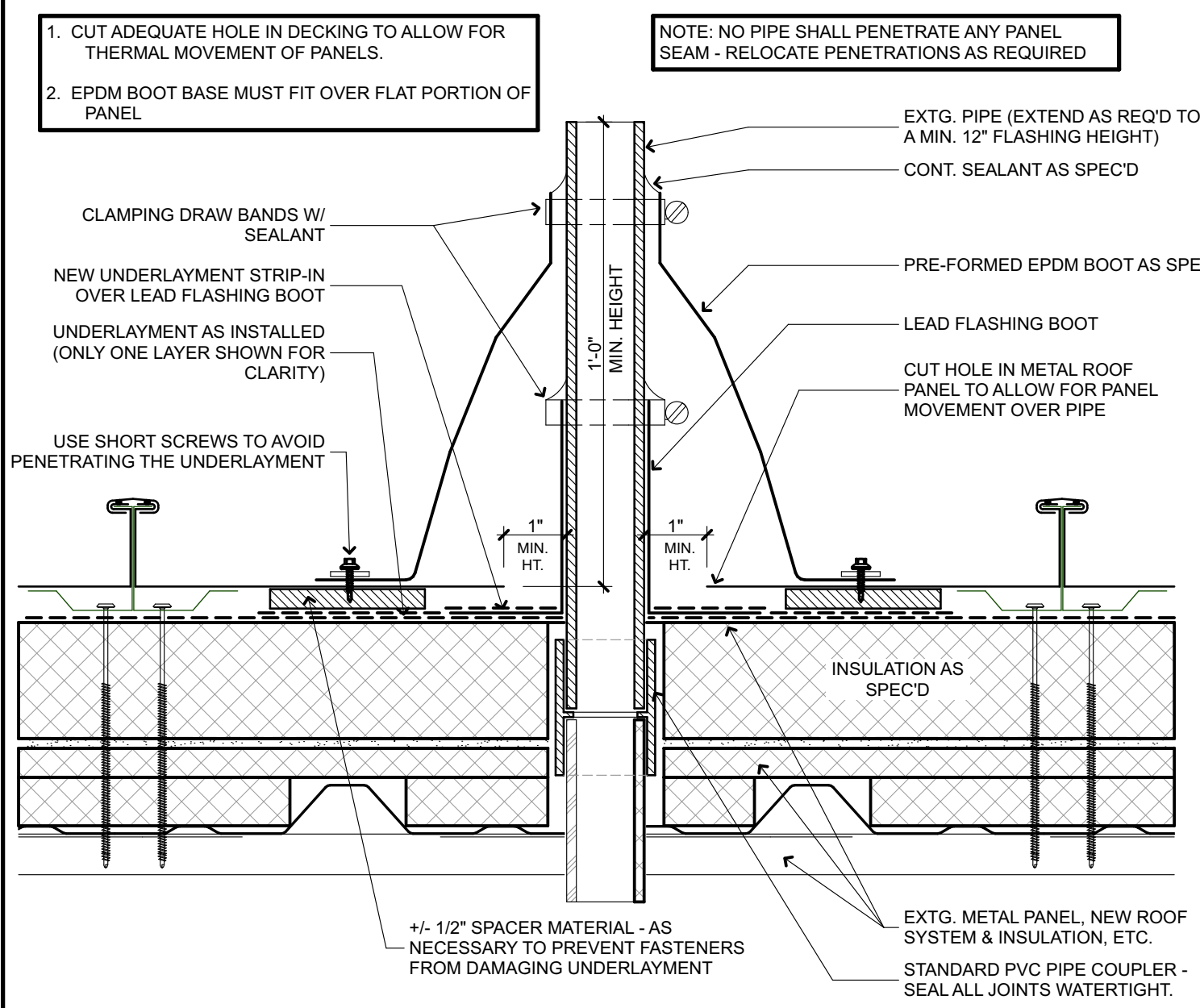
3 MECHANICAL FLASHING CURB @ METAL ROOF (UP & DOWN SLOPE)
3" = 1'-0"



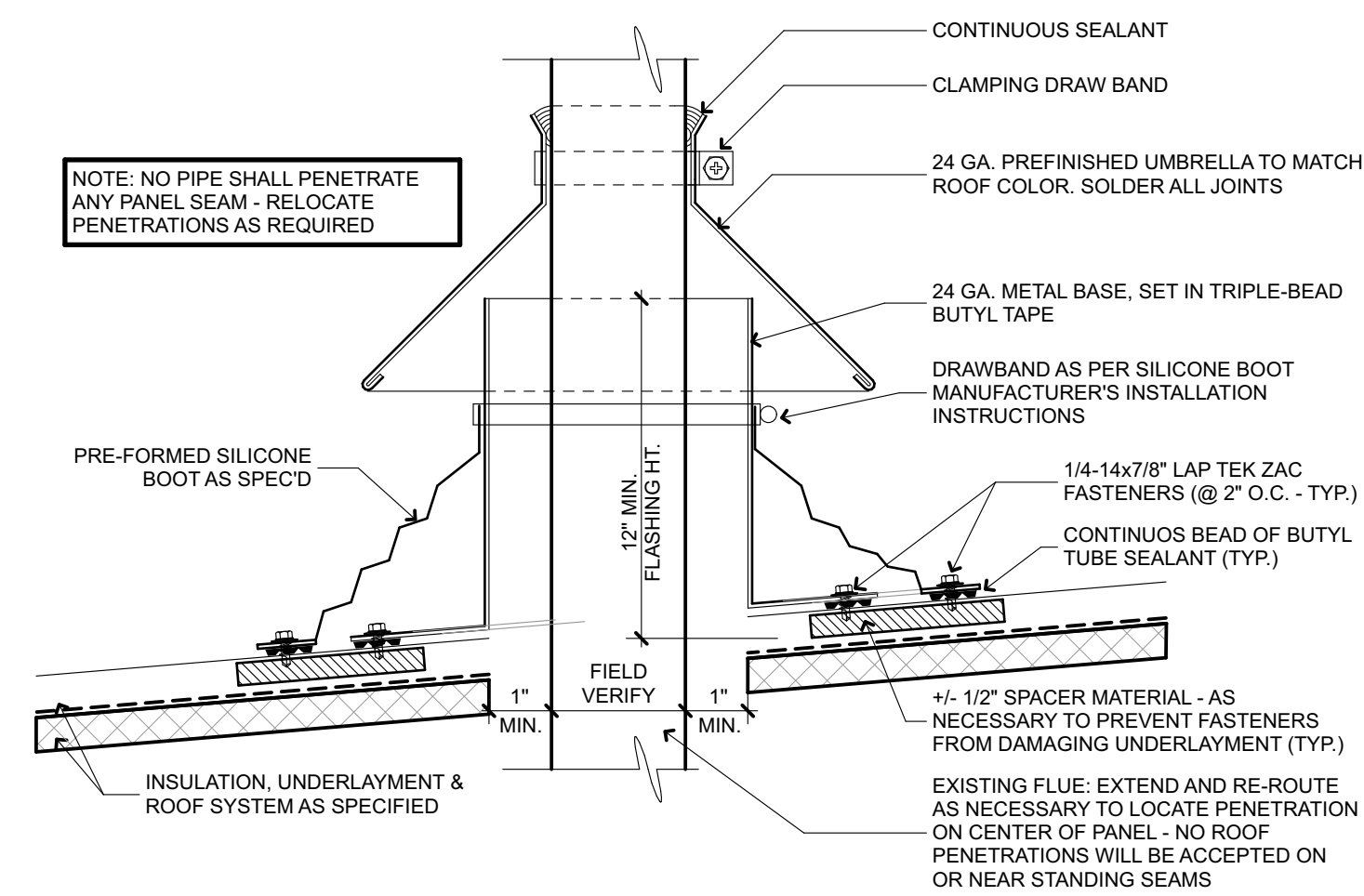
TEXAS SOUTHWEST COLLEGE
 ROOF REPLACEMENT AND REPAIRS
 2017

AMTECH SOLUTIONS
 1600 N. JACKSON RD. STE #3
 PHARR, TEXAS 78577
 T 956.686.3095 F 956.686.2233

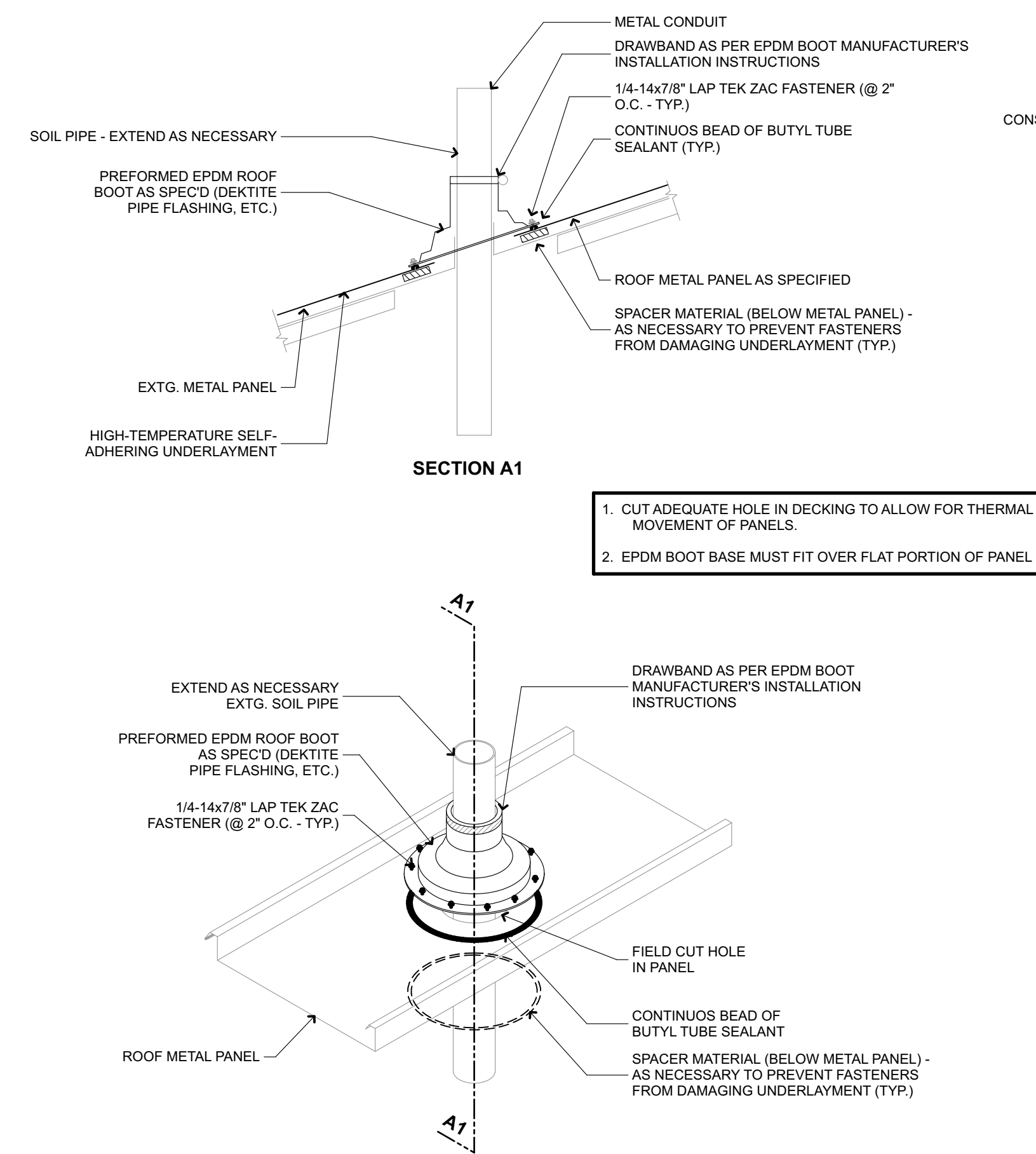
GENERAL DETAILS (METAL)
 DRAWN BY: J.G. / S.E.
 CHECKED BY: C.G. / D.V. / J.R.
 PROJECT NO.: RGV2017.001004
 DATE: 3/20/19 SCALE: SEE DRAWING
 SHEET: 16 OF 29 D0.4



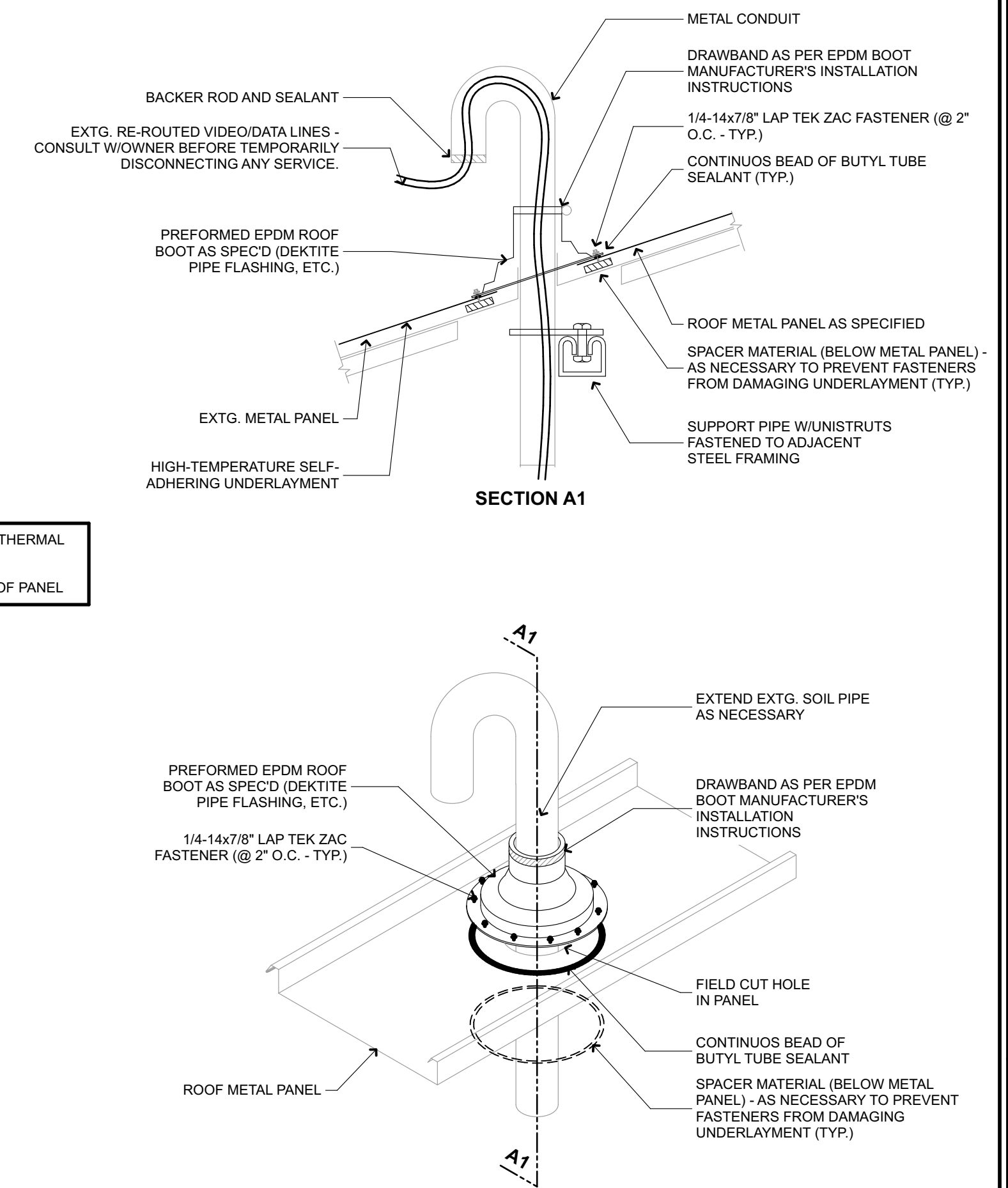
1 PIPE PENETRATION @ METAL ROOF
3" = 1'-0"



2 HOT STACK @ METAL ROOF
3" = 1'-0"



3 PIPE PENETRATION @ METAL ROOF
N.T.S.



4 WIRING PENETRATION @ METAL ROOF
N.T.S.

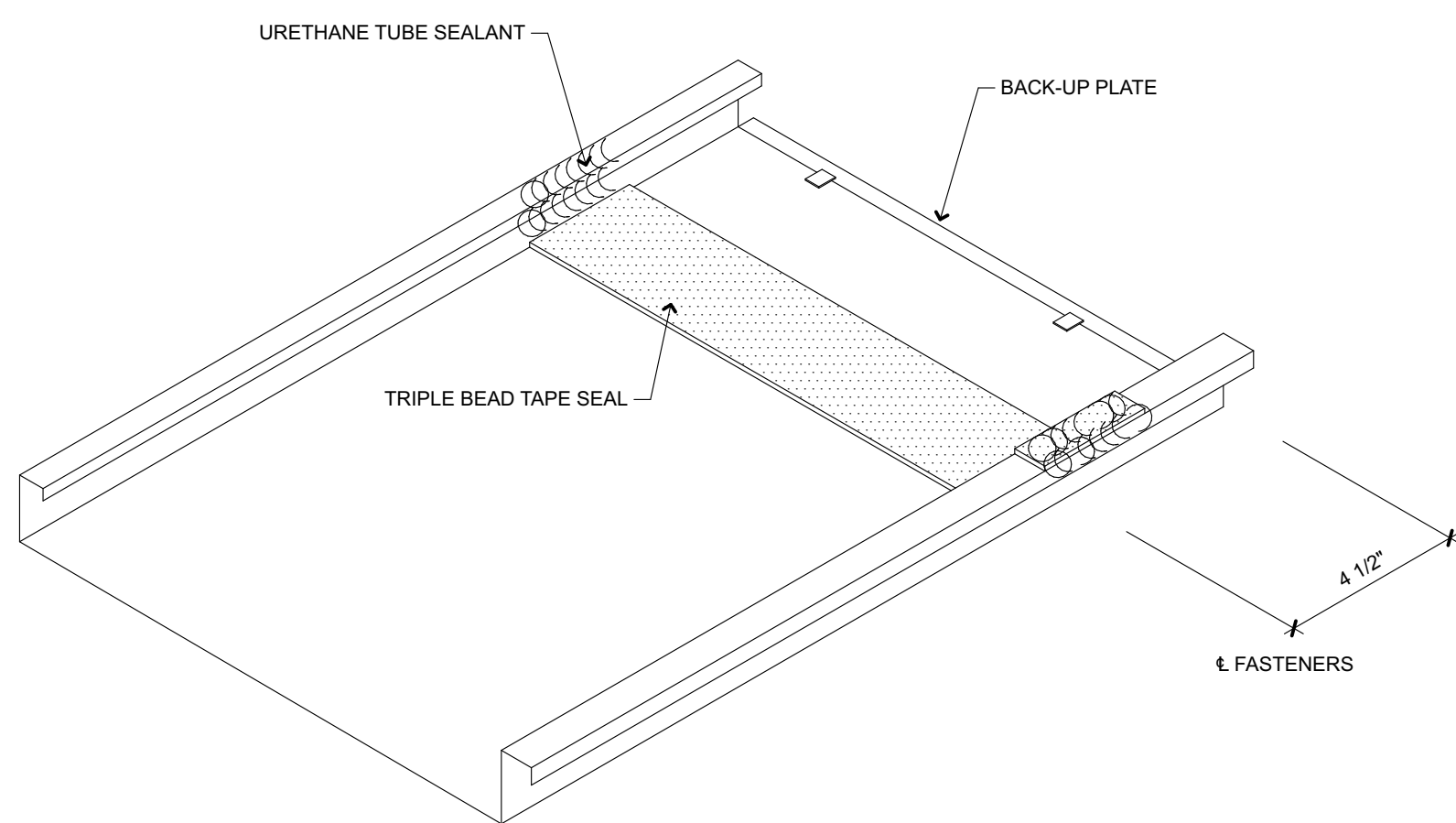
ISSUED FOR:	SCHEMATIC DESIGN	09/30/18
ASBESTOS TESTING		11/21/18
DESIGN DEVELOPMENT		02/22/19
50% CONSTRUCTION DOCUMENTS		03/05/19
FOR CONSTRUCTION		03/20/19



TEXAS SOUTHWEST COLLEGE
ROOF REPLACEMENT AND REPAIRS
2017

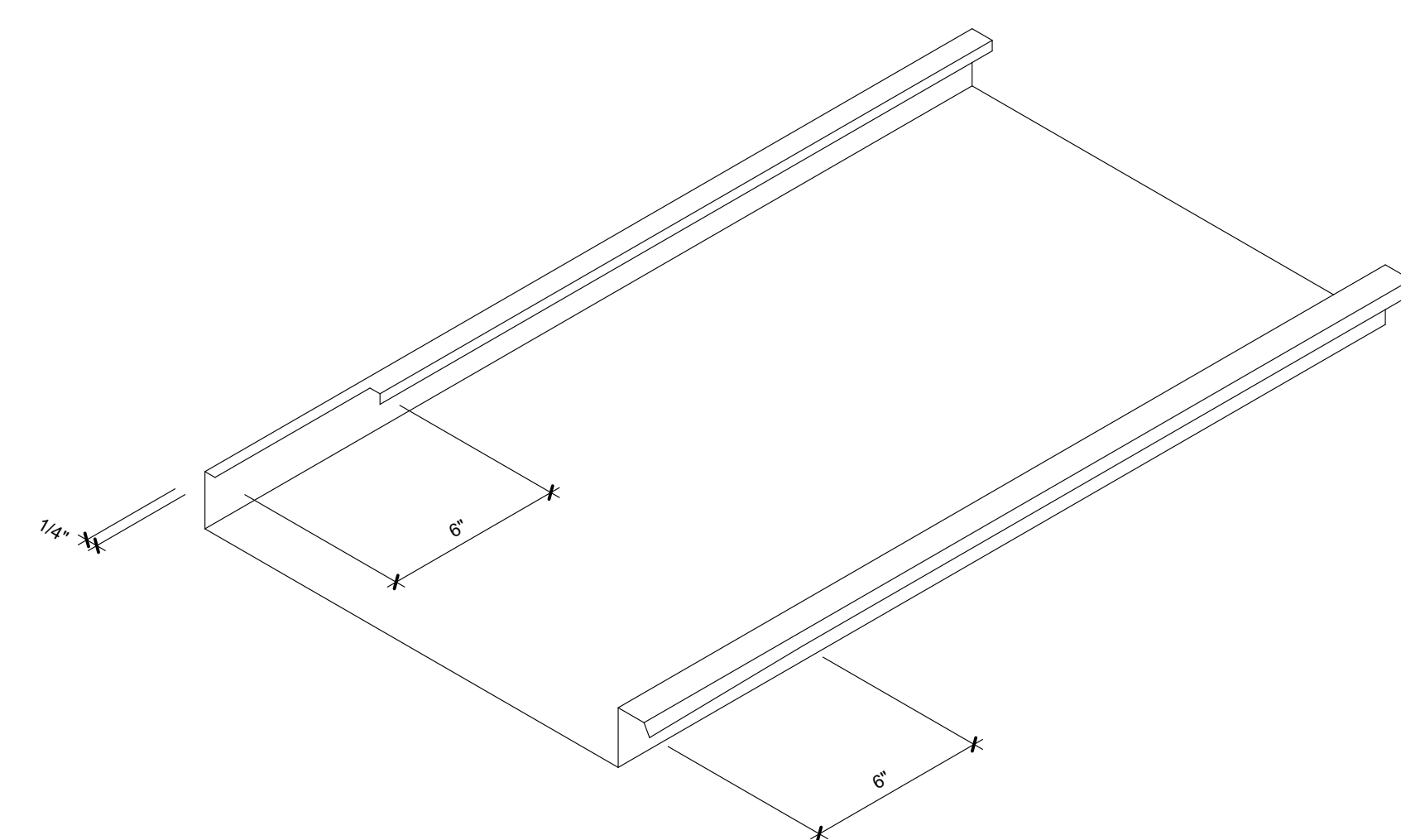
AMTECH SOLUTIONS
1600 N. JACKSON RD. STE #3
PHARR, TEXAS 78577
T 956.686.3095 F 956.686.2233

GENERAL DETAILS (METAL)	
DRAWN BY:	J.G. / S.E.
CHECKED BY:	C.G. / D.V. / J.R.
PROJECT NO.:	RGV2017.001004
DATE:	3/20/19
SCALE:	SEE DRAWING
SHEET	
17	of 29
D0.5	



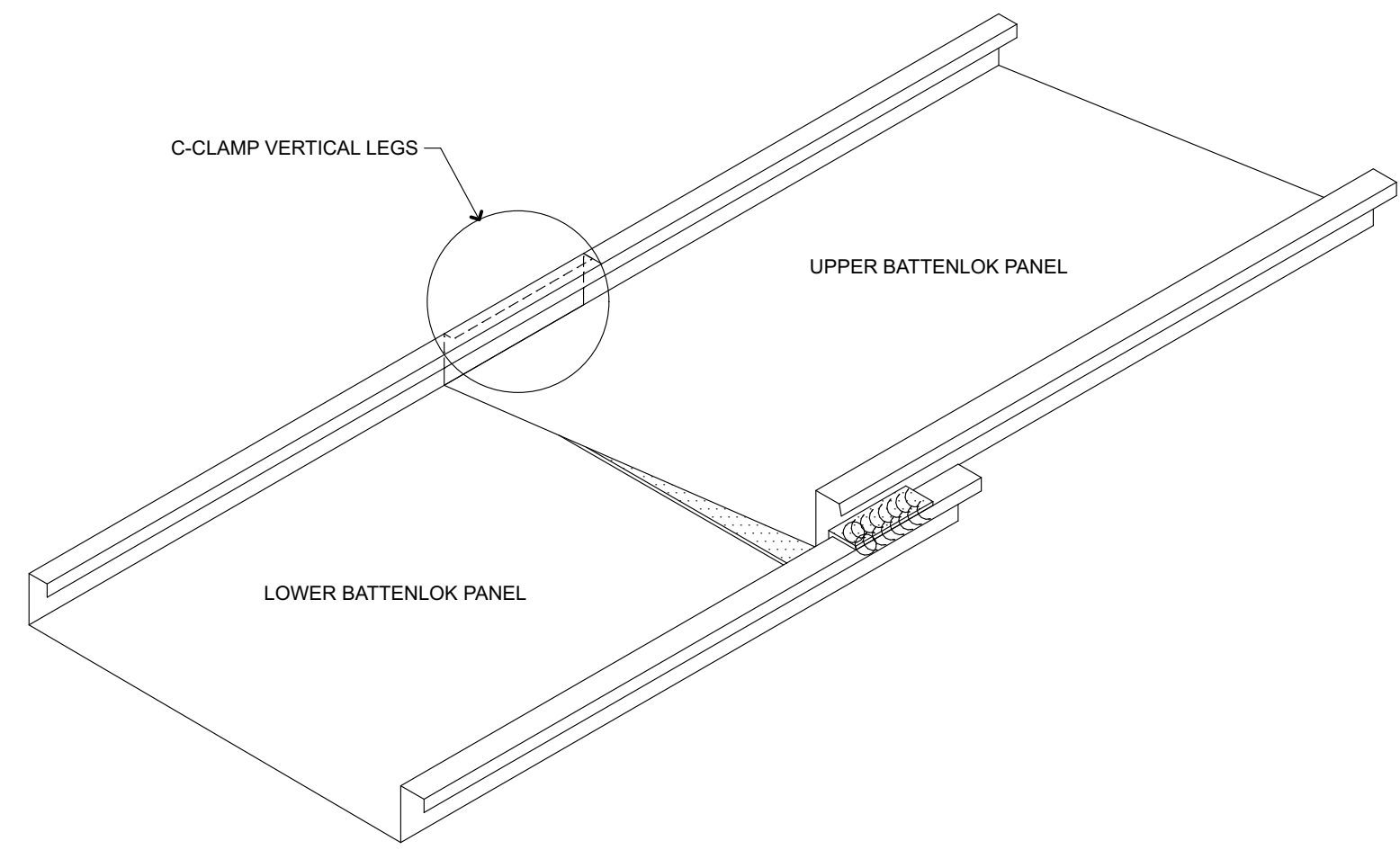
A. INSTALL BACK-UP PLATE ON LOWER PANEL
 B. INSTALL TRIPLE BEAD TAPE AS SHOWN ON TO LOWER PANEL
 C. INSTALL URETHANE SEALANT AS SHOWN

1 LOWER BATTENLOK PANEL
 N.T.S.



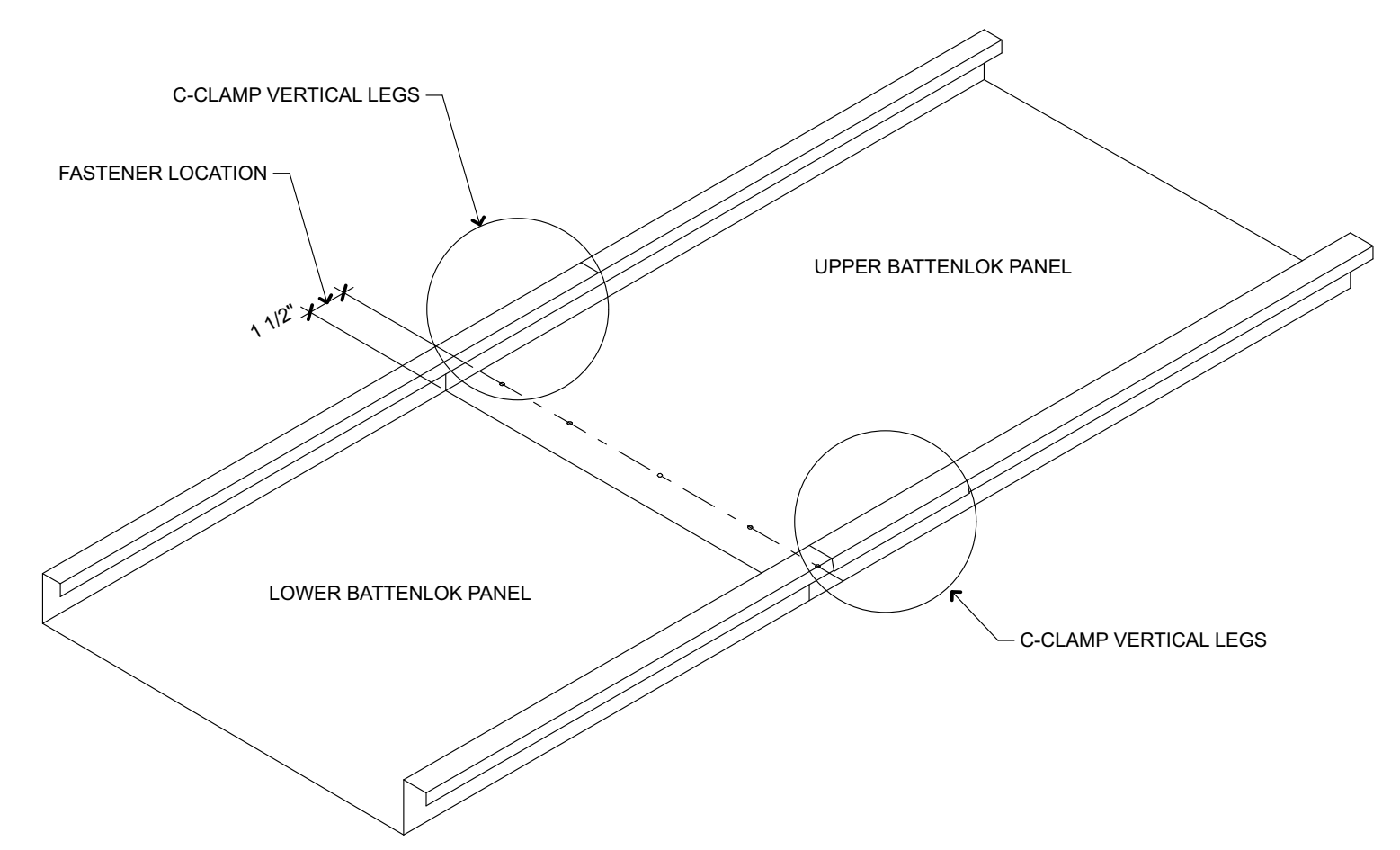
A. FIELD CUT MALE LEG 6"
 B. FIELD OPEN FEMALE LEG 6" TO ALLOW PANEL LAP TO ENGAGE

2 UPPER BATTENLOK PANEL
 N.T.S.

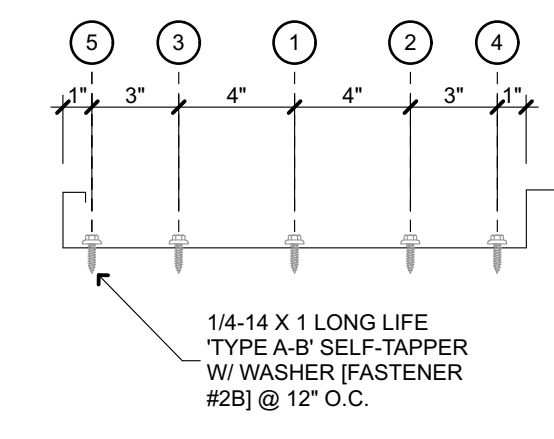


A. C-CLAMP BOTH VERTICAL MALE LEGS TOGETHER PRIOR TO ROTATING UPPER PANEL INTO PLACE


3 UPPER AND LOWER BATTENLOK PANEL
 N.T.S.



A. C-CLAMP BOTH FEMALE LEGS TOGETHER
 B. INSTALL 1/4-14 X 1 1/4\"/>

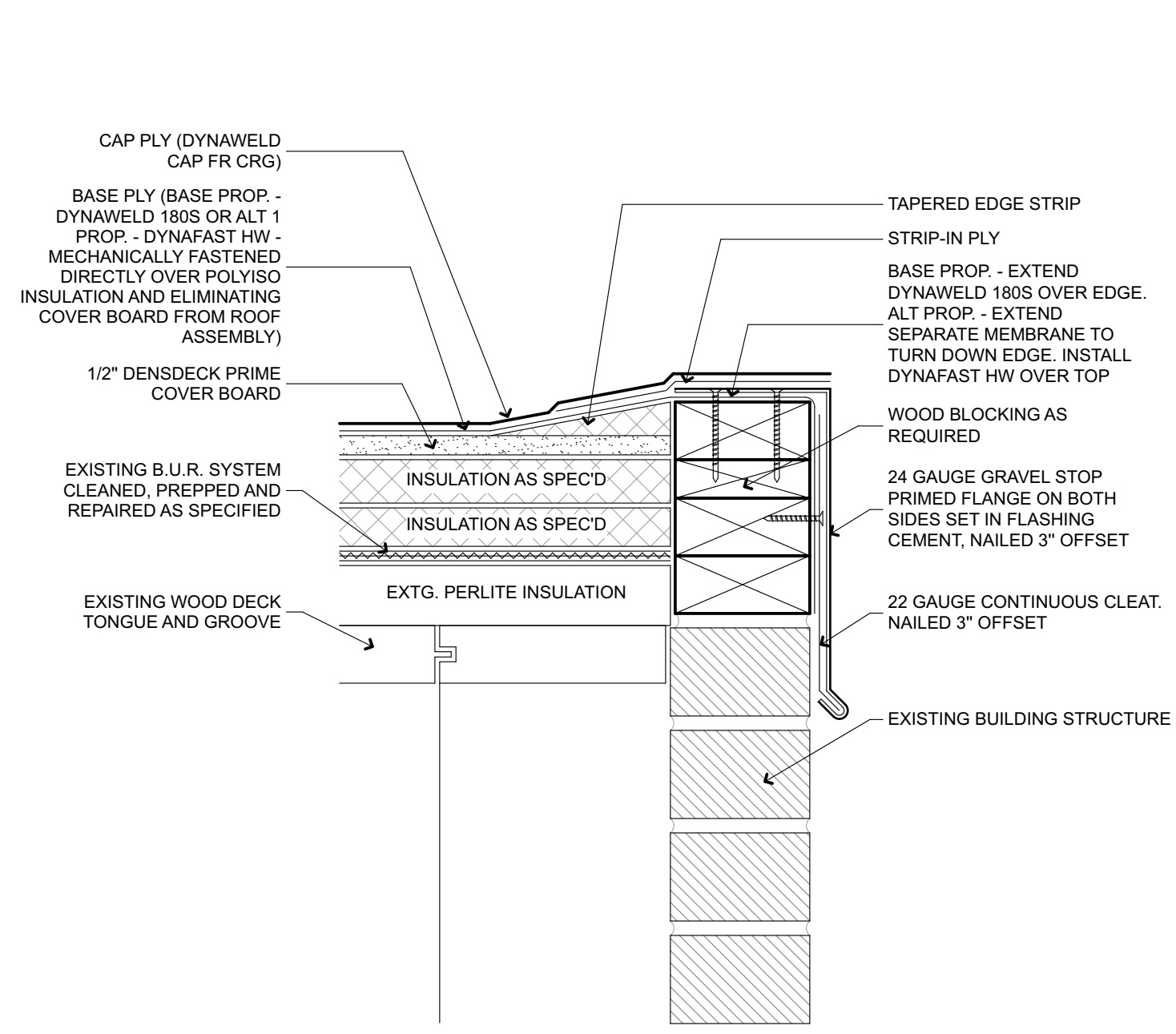


4 UPPER AND LOWER BATTENLOK PANEL
 N.T.S.

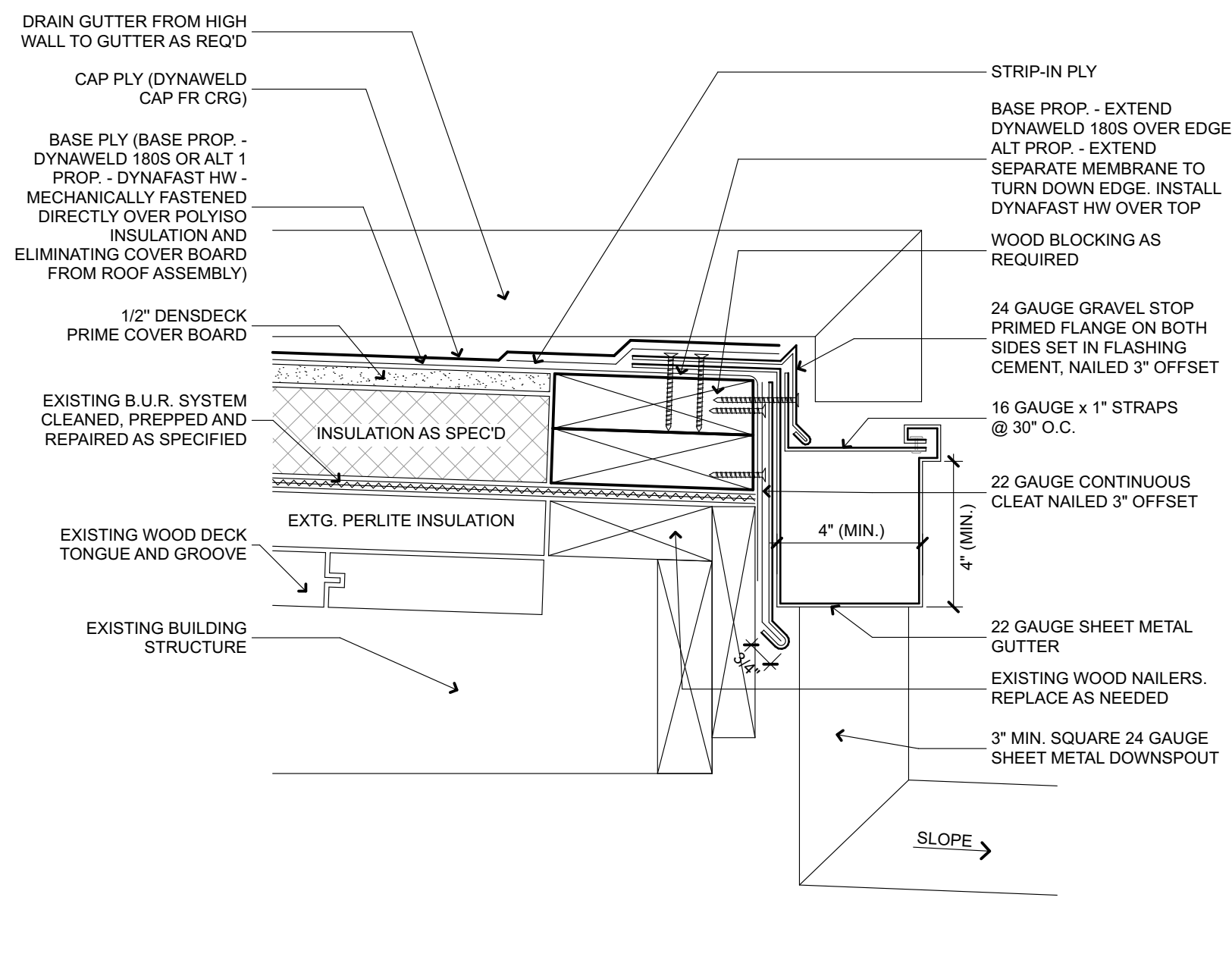


TEXAS SOUTHWEST COLLEGE
 ROOF REPLACEMENT AND REPAIRS
 2017

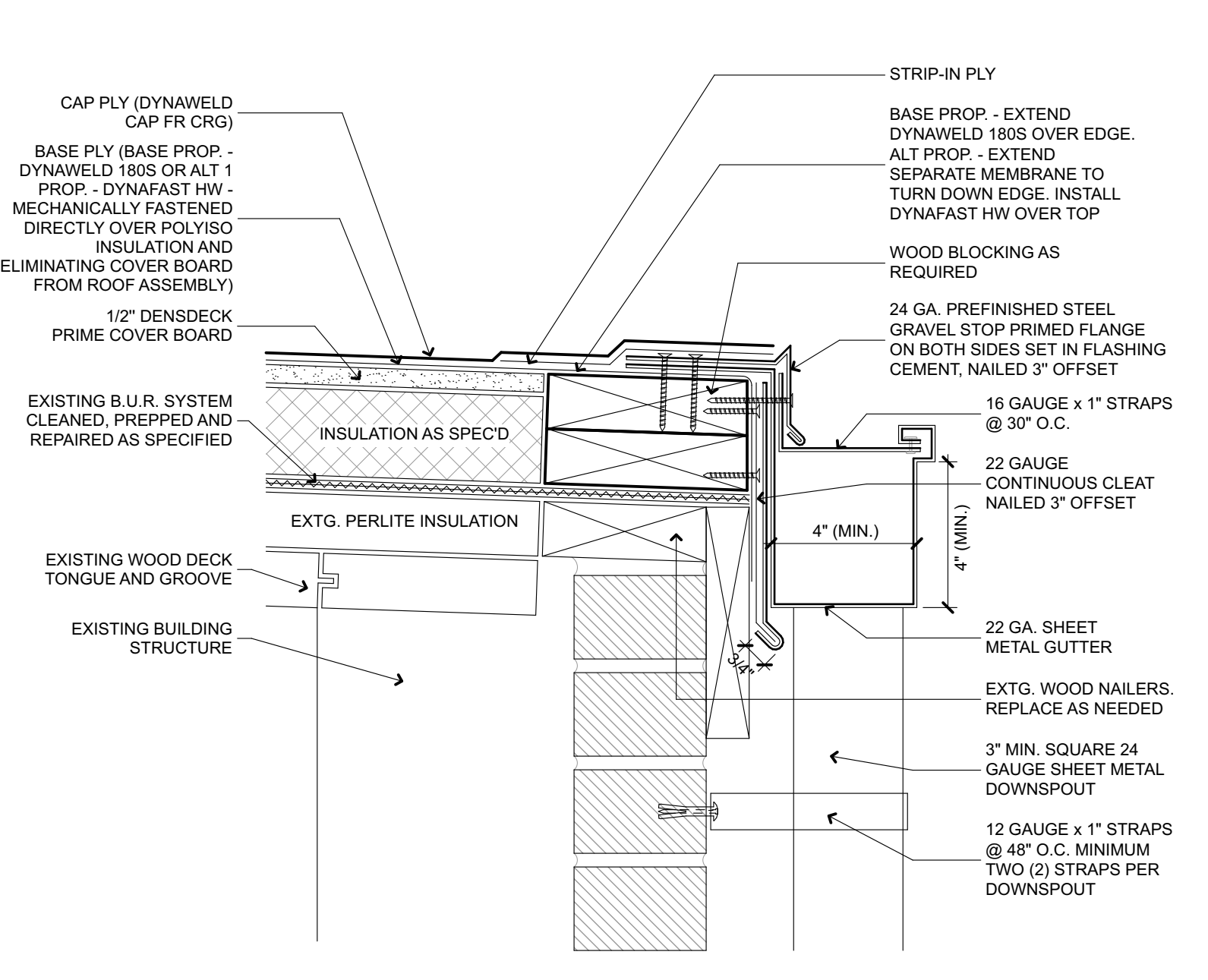
AMTECH SOLUTIONS
 1600 N. JACKSON RD. STE #3
 PHARR, TEXAS 78577
 T 956.686.3095 F 956.686.2233



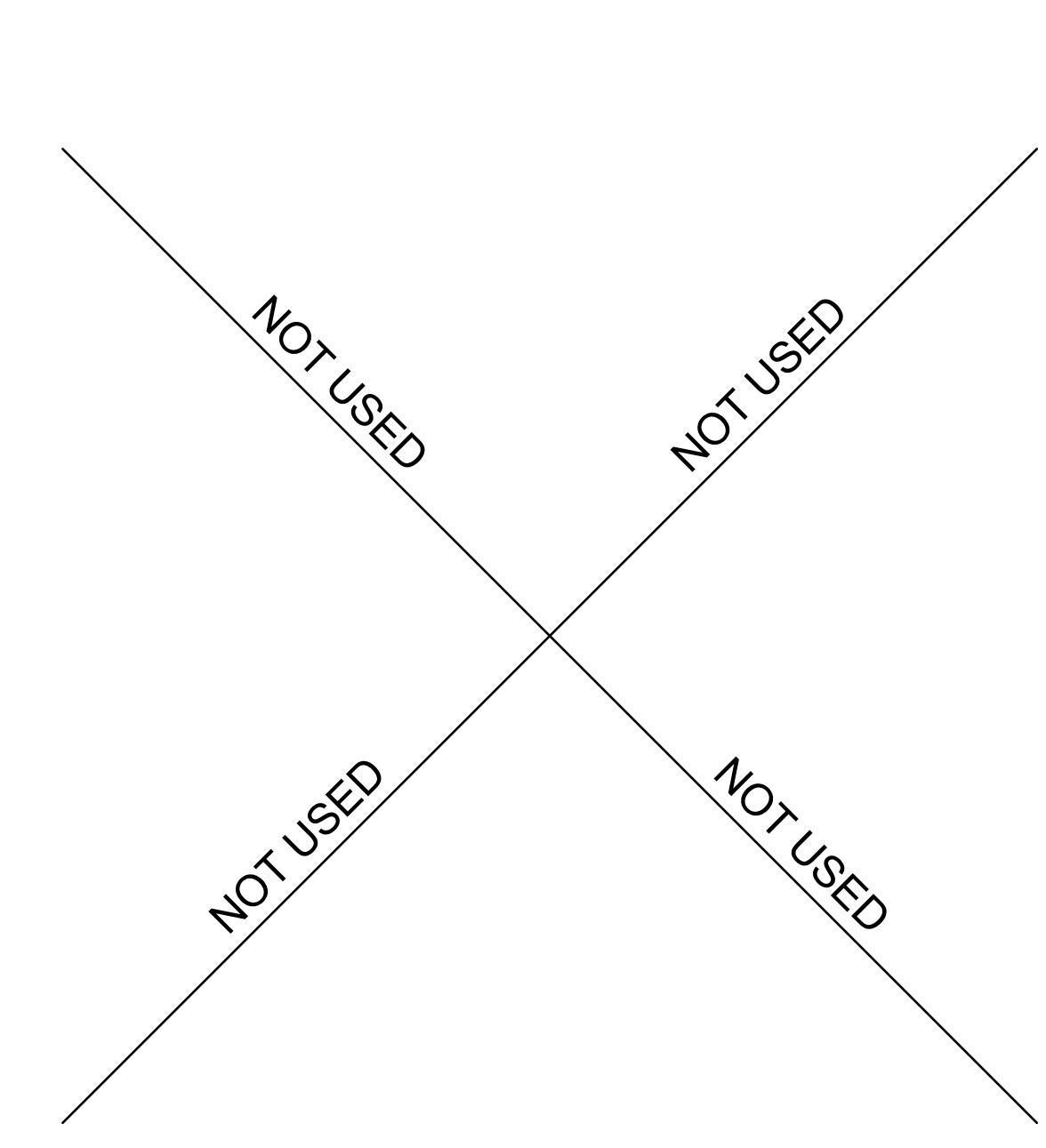
1 RAKE/GRAVEL STOP CONDITION
N.T.S.



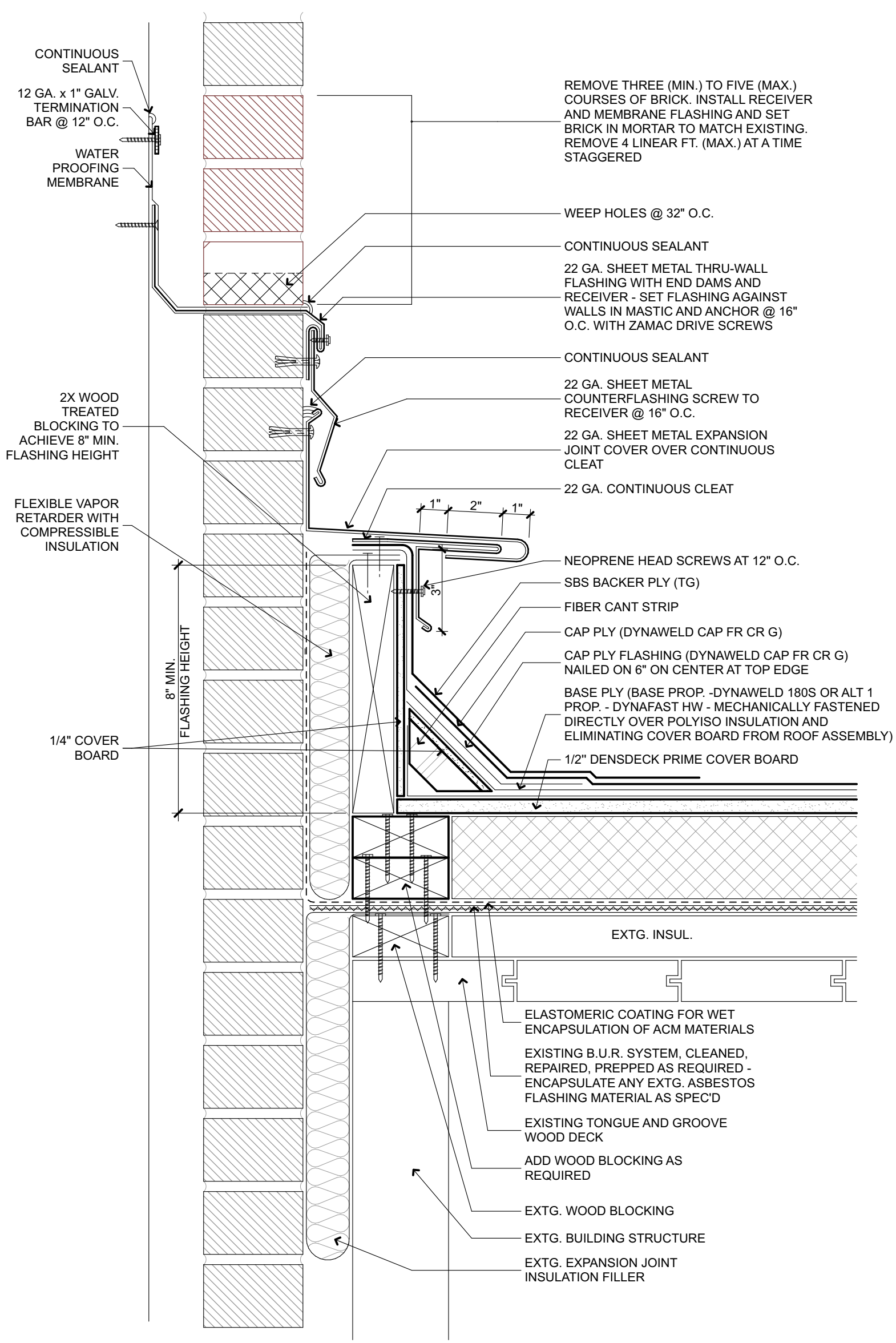
2 GUTTER EDGE CONDITION AT OVERHANG
N.T.S.



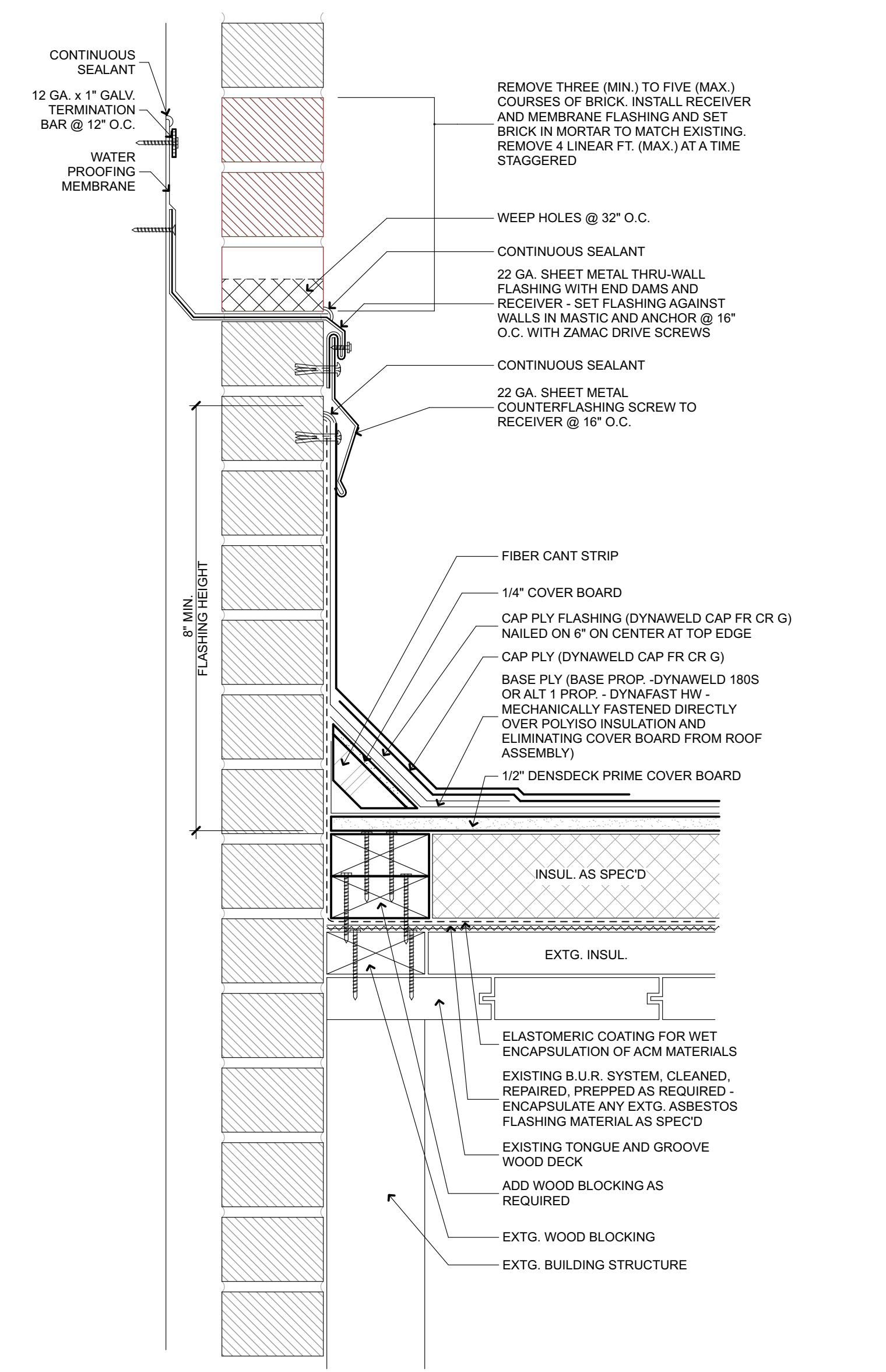
3 GUTTER EDGE CONDITION AT BRICK EXTERIOR
N.T.S.



4 NOT USED



5 EXPANSION JOINT (ROOF TO BRICK WALL)
N.T.S.



6 RISE WALL FLASHING
N.T.S.

ISSUED FOR:	SCHEMATIC DESIGN	09/30/18
ASBESTOS TESTING:		11/21/18
DESIGN DEVELOPMENT:		02/22/19
50% CONSTRUCTION DOCUMENTS:		03/05/19
FOR CONSTRUCTION:		03/20/19

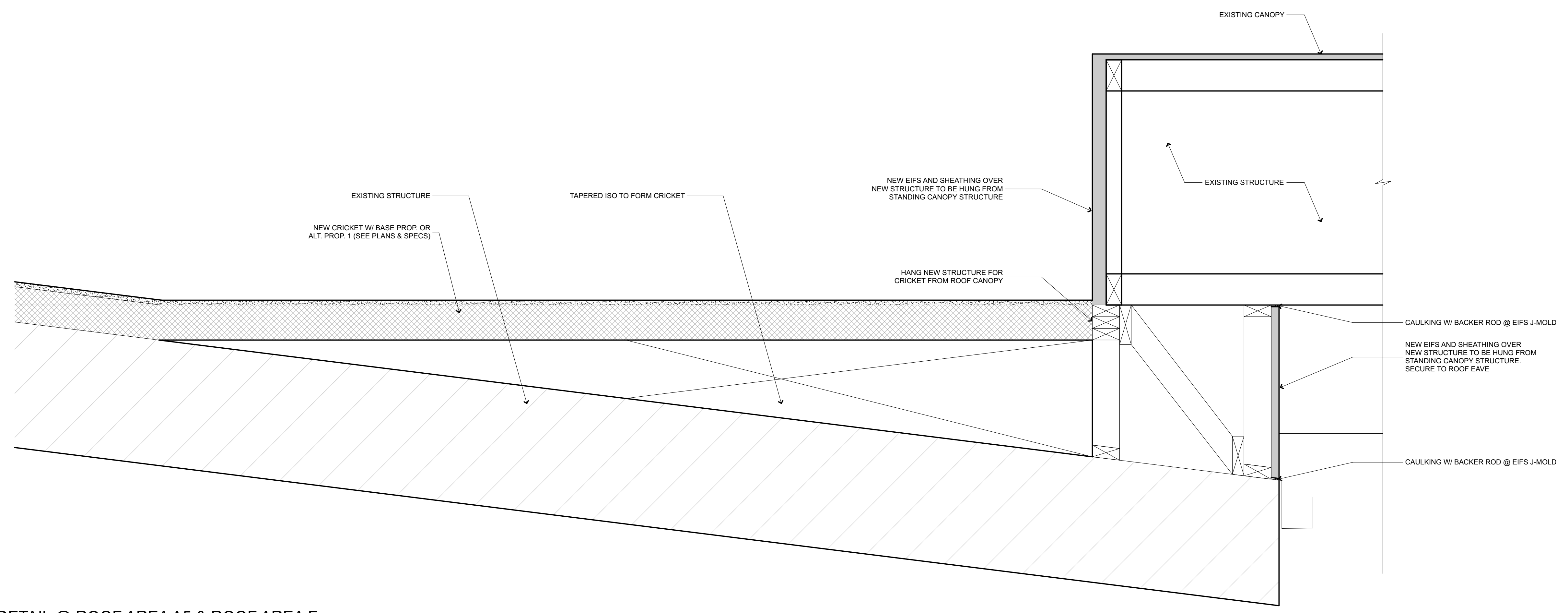


TEXAS SOUTHWEST COLLEGE
2017
ROOF REPLACEMENT AND REPAIRS


AMTECH SOLUTIONS
1600 N. JACKSON RD. STE #3
PHARR, TEXAS 78577
T 956.686.3095 F 956.686.2233

FORT BROWN	
DRAWN BY:	J.G. / S.E.
CHECKED BY:	C.G. / D.V. / J.R.
PROJECT NO.:	RGV2017.001004
DATE:	3/20/19
SCALE:	SEE DRAWING
SHEET:	
19 OF 29	D1.1

ISSUED FOR:
 SCHEMATIC DESIGN 09/30/18
 ASBESTOS TESTING 11/21/18
 DESIGN DEVELOPMENT 02/22/19
 60% CONSTRUCTION DOCUMENTS 03/05/19
 FOR CONSTRUCTION 03/20/19



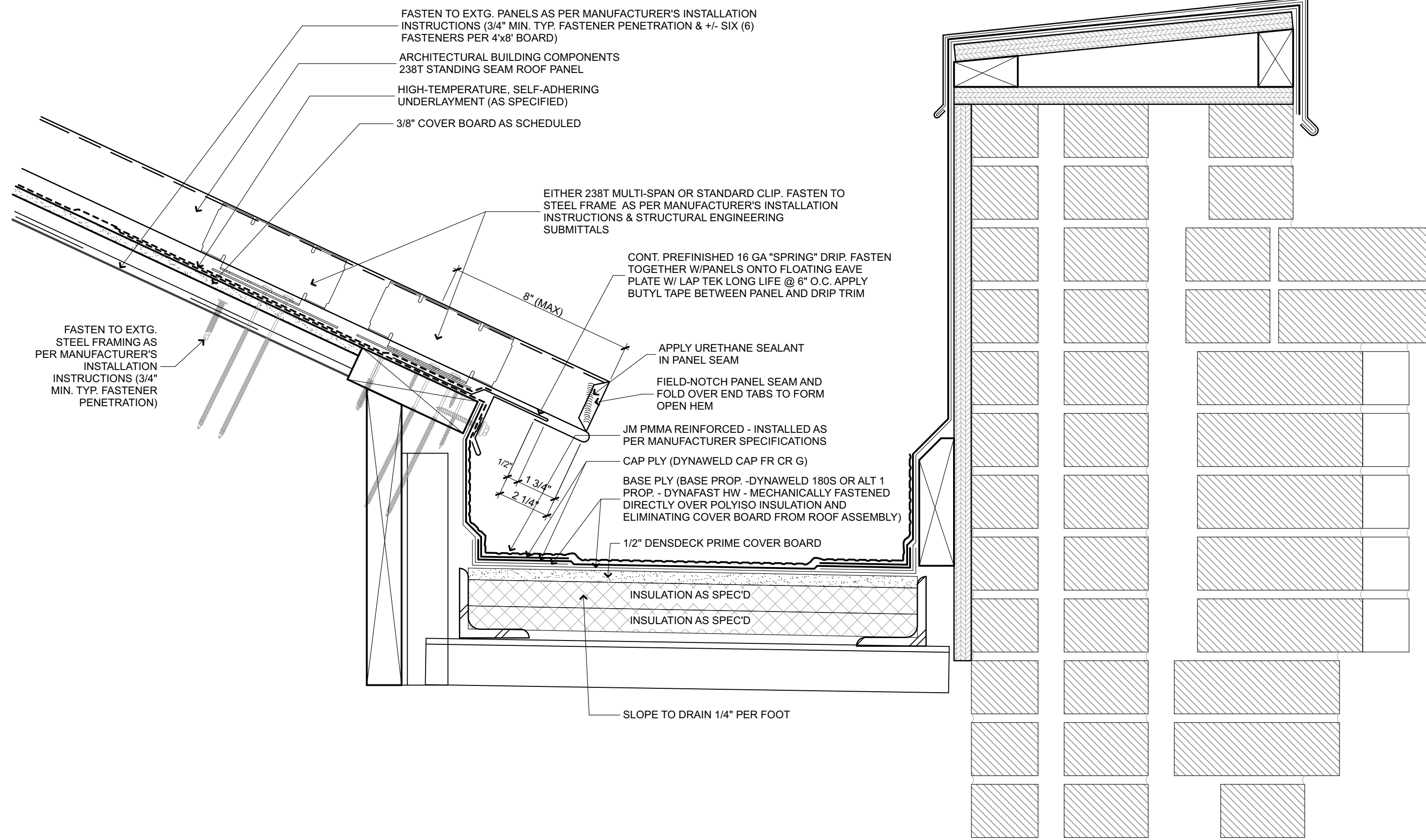
1 DETAIL @ ROOF AREA A5 & ROOF AREA F
 1 1/2" = 1'-0"



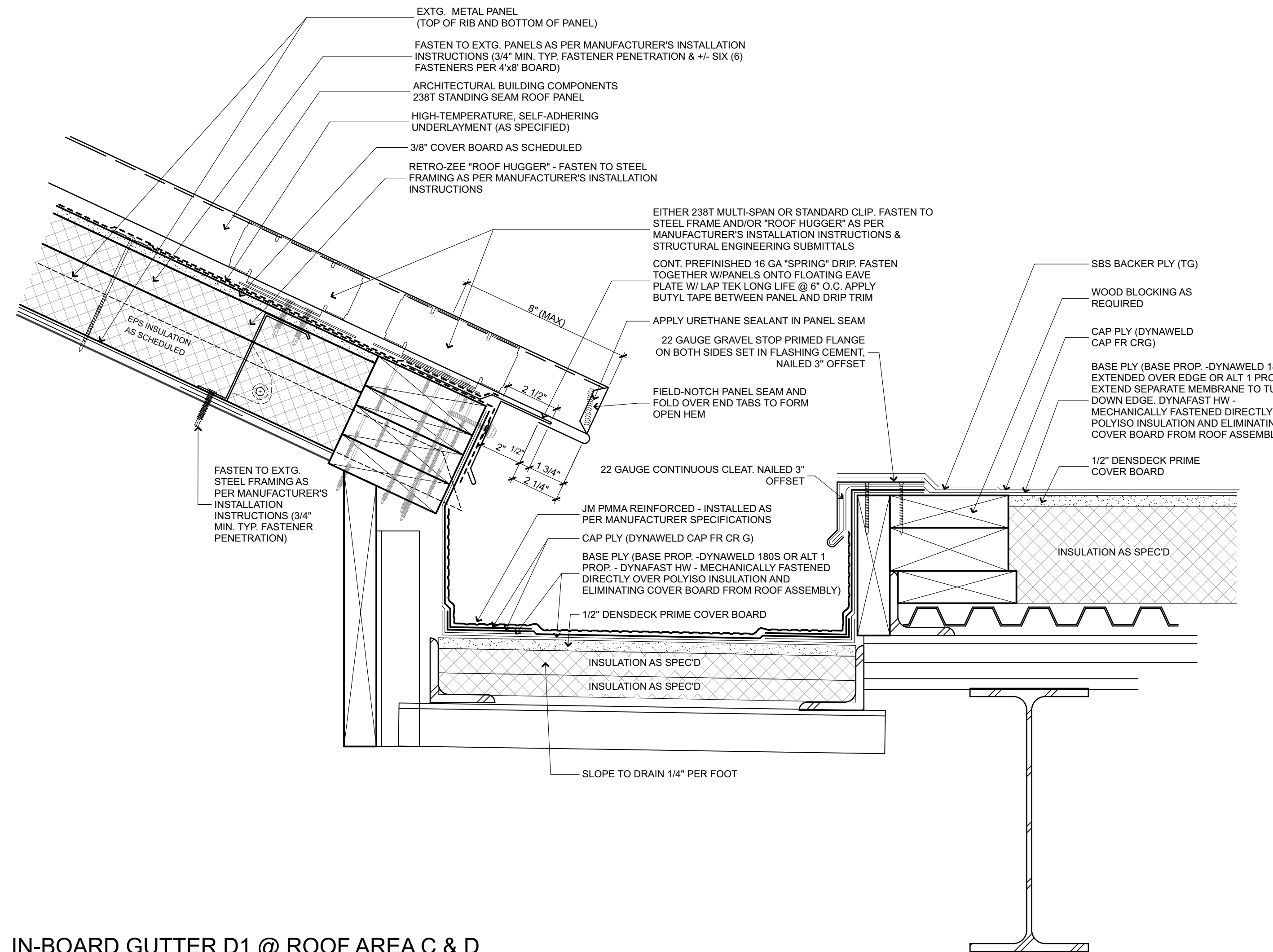
TEXAS SOUTHWEST COLLEGE
 2017
ROOF REPLACEMENT AND REPAIRS

AMTECH SOLUTIONS
 1600 N. JACKSON RD. STE #3
 PHARR, TEXAS 78577
 T 956.686.3095 F 956.686.2233

FORT BROWN	
DRAWN BY:	J.G. / S.E.
CHECKED BY:	C.G. / D.V. / J.R.
PROJECT NO.:	RGV2017.001004
DATE:	3/20/19
SCALE:	SEE DRAWING
SHEET	
20 OF 29	D1.2



1 IN-BOARD GUTTER A1 @ ROOF AREA A
 3\"/>

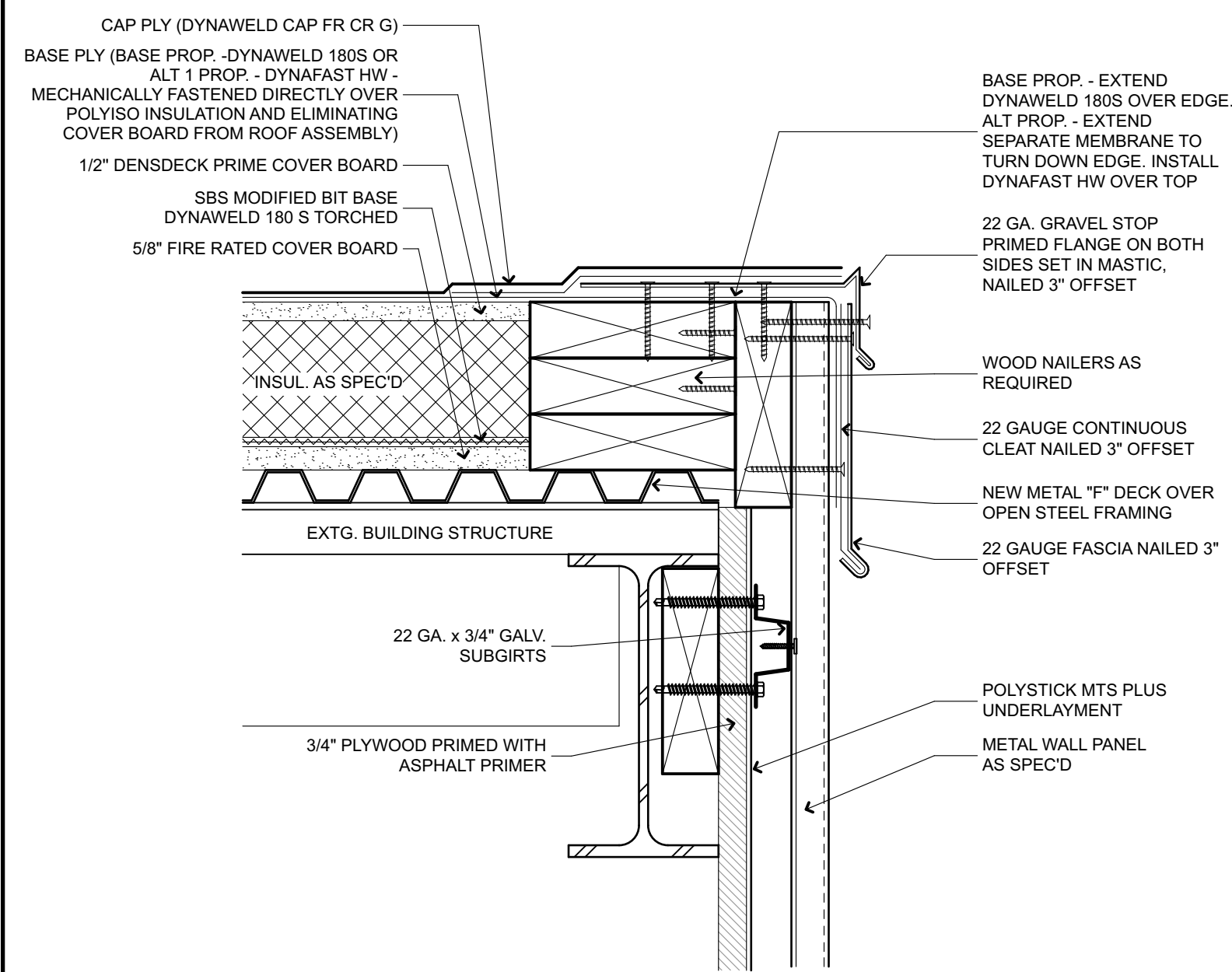


2 IN-BOARD GUTTER D1 @ ROOF AREA C & D
 3\"/>

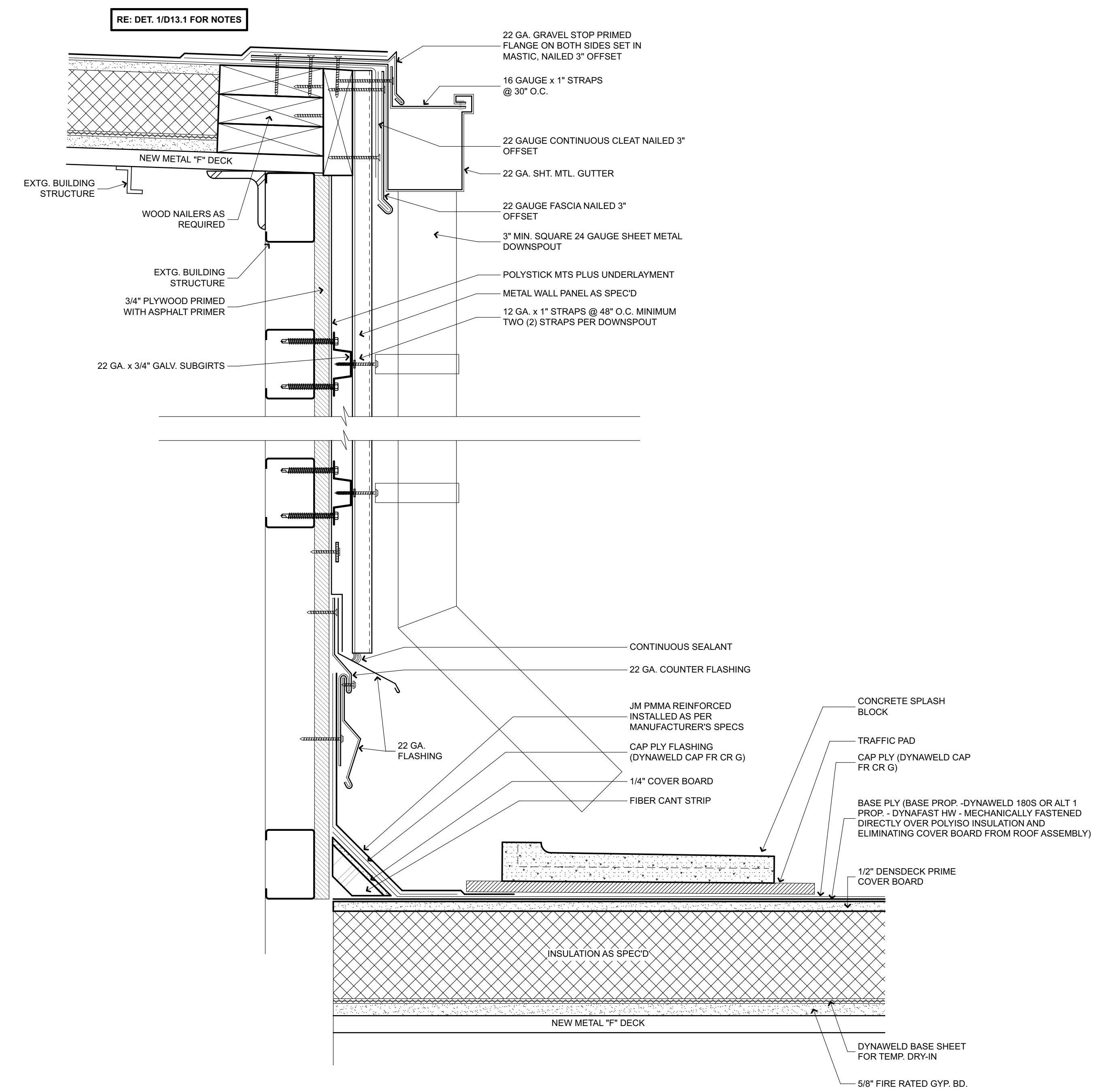


TEXAS SOUTHWEST COLLEGE
 ROOF REPLACEMENT AND REPAIRS
 2017

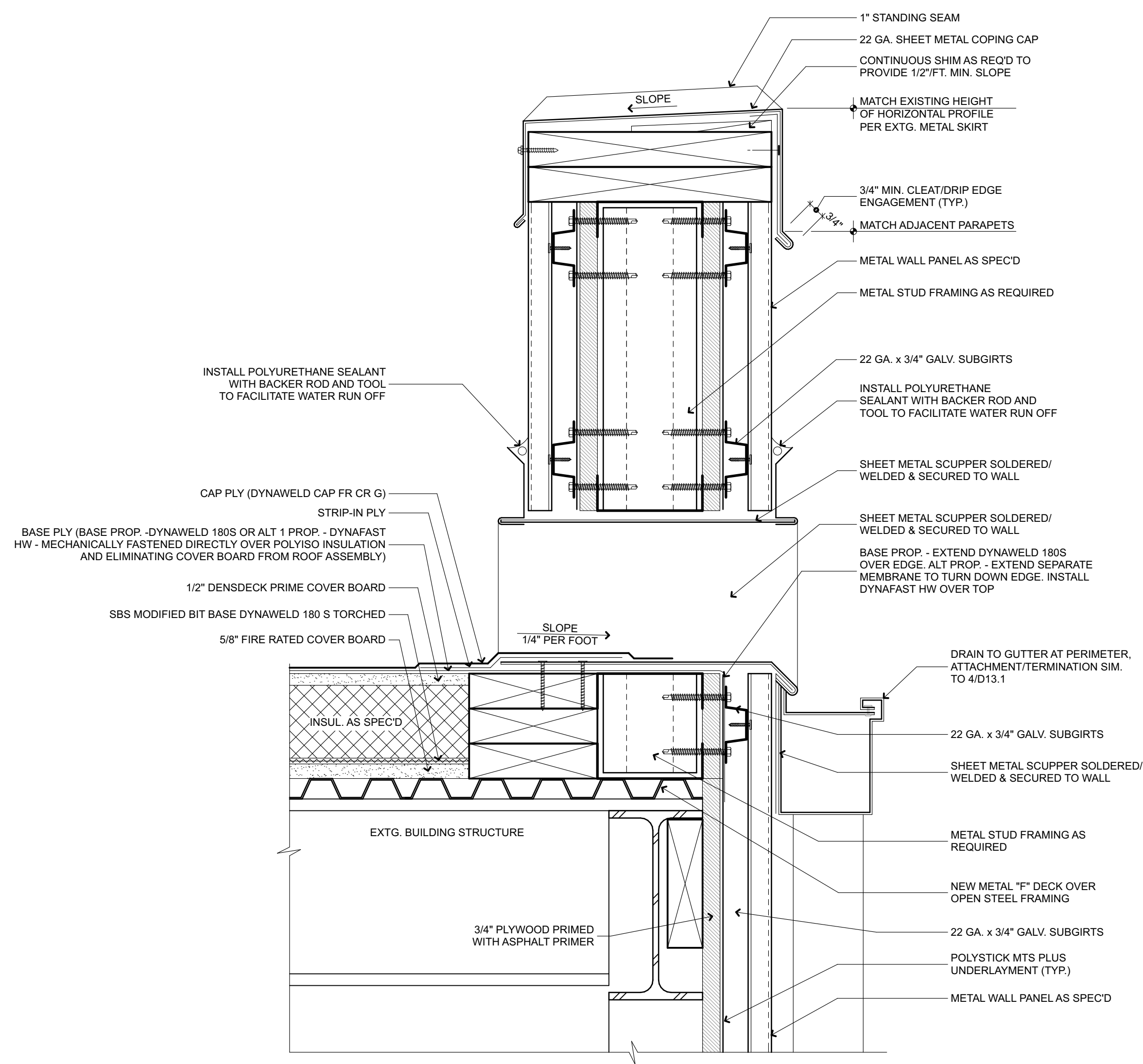
AMTECH SOLUTIONS
 1600 N. JACKSON RD. STE #3
 PHARR, TEXAS 78577
 T 956.686.3095 F 956.686.2233



1 EDGE CONDITION AT BRICK EXTERIOR (BASE PROP.)
N.T.S.



3 DOWNSPOUT FROM ROOF AREA "A" TO AREA "B" (BASE PROPOSAL)
N.T.S.



2 PARAPET/THROUGH WALL SCUPPER (ALT. 1 PROPOSAL)
N.T.S.

ISSUED FOR:	SCHEMATIC DESIGN	09/30/18
ASBESTOS TESTING:		11/21/18
DESIGN DEVELOPMENT:		02/22/19
50% CONSTRUCTION DOCUMENTS:		03/05/19
FOR CONSTRUCTION:		03/20/19




TEXAS SOUTHWEST COLLEGE
ROOF REPLACEMENT AND REPAIRS
2017

AMTECH SOLUTIONS
1600 N. JACKSON RD. STE #3
PHARR, TEXAS 78577
T 956.686.3095 F 956.686.2233

MUSIC BUILDING	
DRAWN BY:	J.G. / S.E.
CHECKED BY:	C.G. / D.V. / J.R.
PROJECT NO.:	RGV2017.001004
DATE:	3/20/19
SCALE:	SEE DRAWING
SHEET	
22	of 29
D13.1	

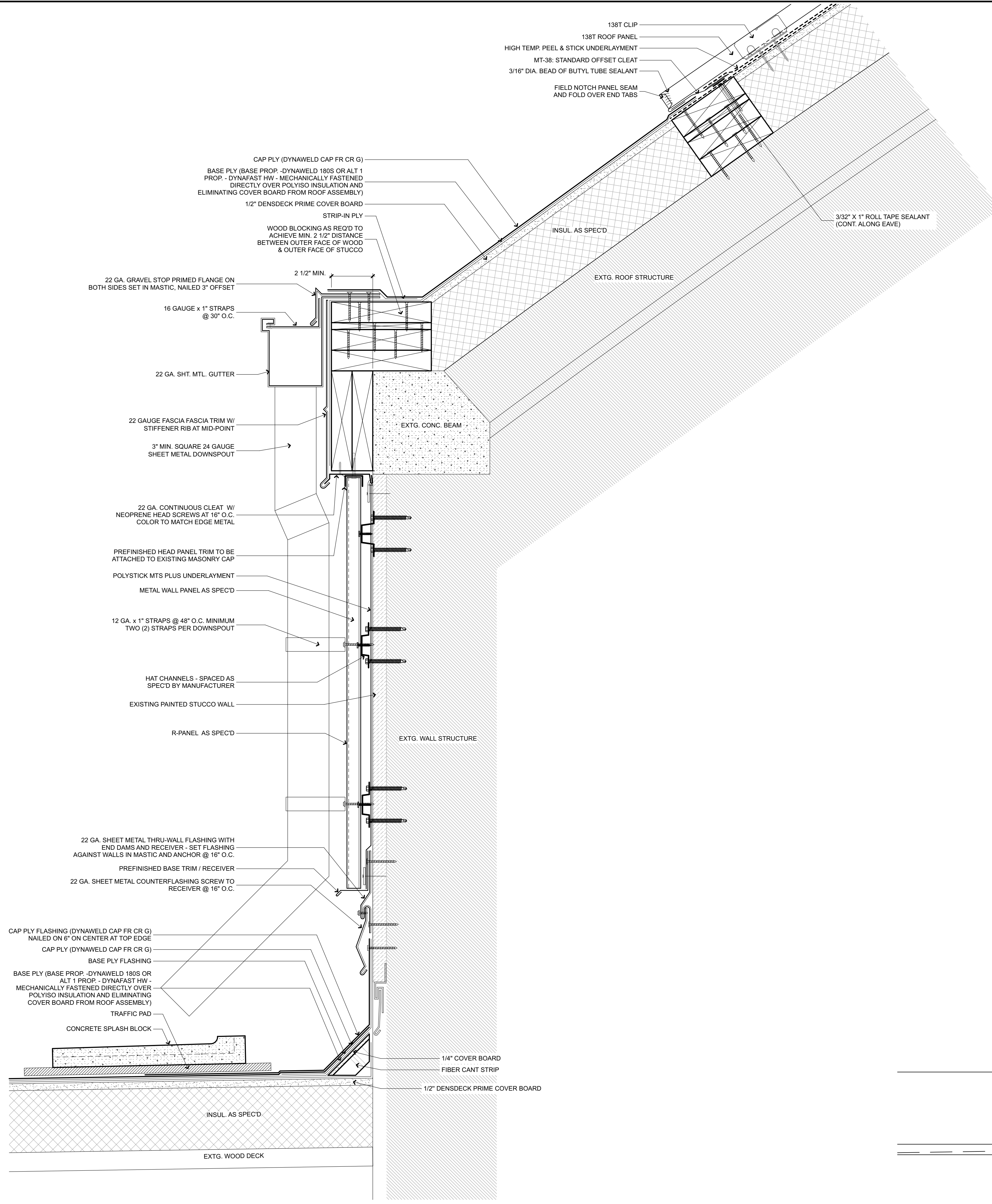
ISSUED FOR:	SCHEMATIC DESIGN	09/30/18
ASBESTOS TESTING:		11/21/18
DESIGN DEVELOPMENT:		02/22/19
50% CONSTRUCTION DOCUMENTS:		03/05/19
FOR CONSTRUCTION:		03/20/19



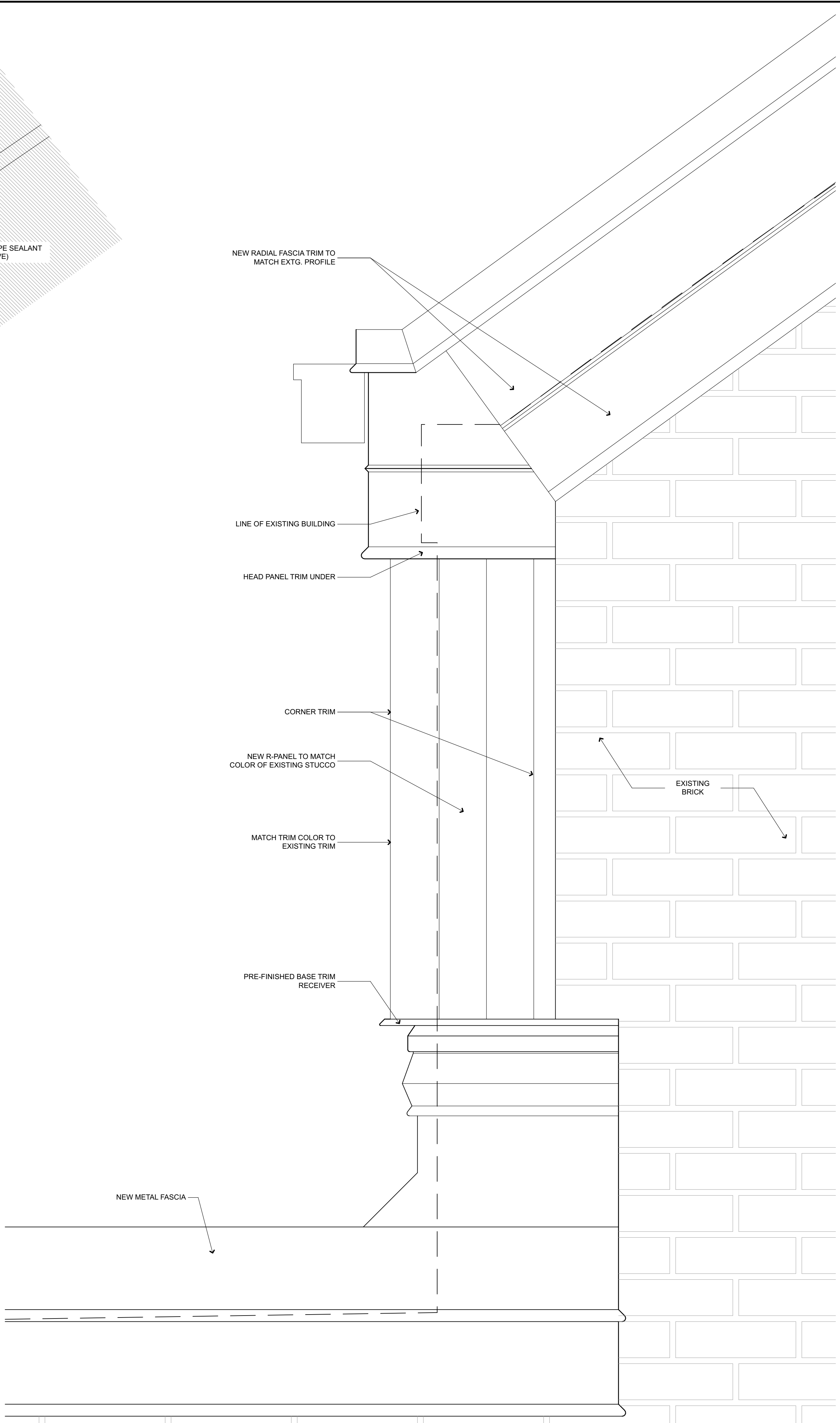
TEXAS SOUTHWEST COLLEGE
ROOF REPLACEMENT AND REPAIRS
 2017

AMTECH SOLUTIONS
 1600 N. JACKSON RD. STE #3
 PHARR, TEXAS 78577
 T 956.686.3095 F 956.686.2233

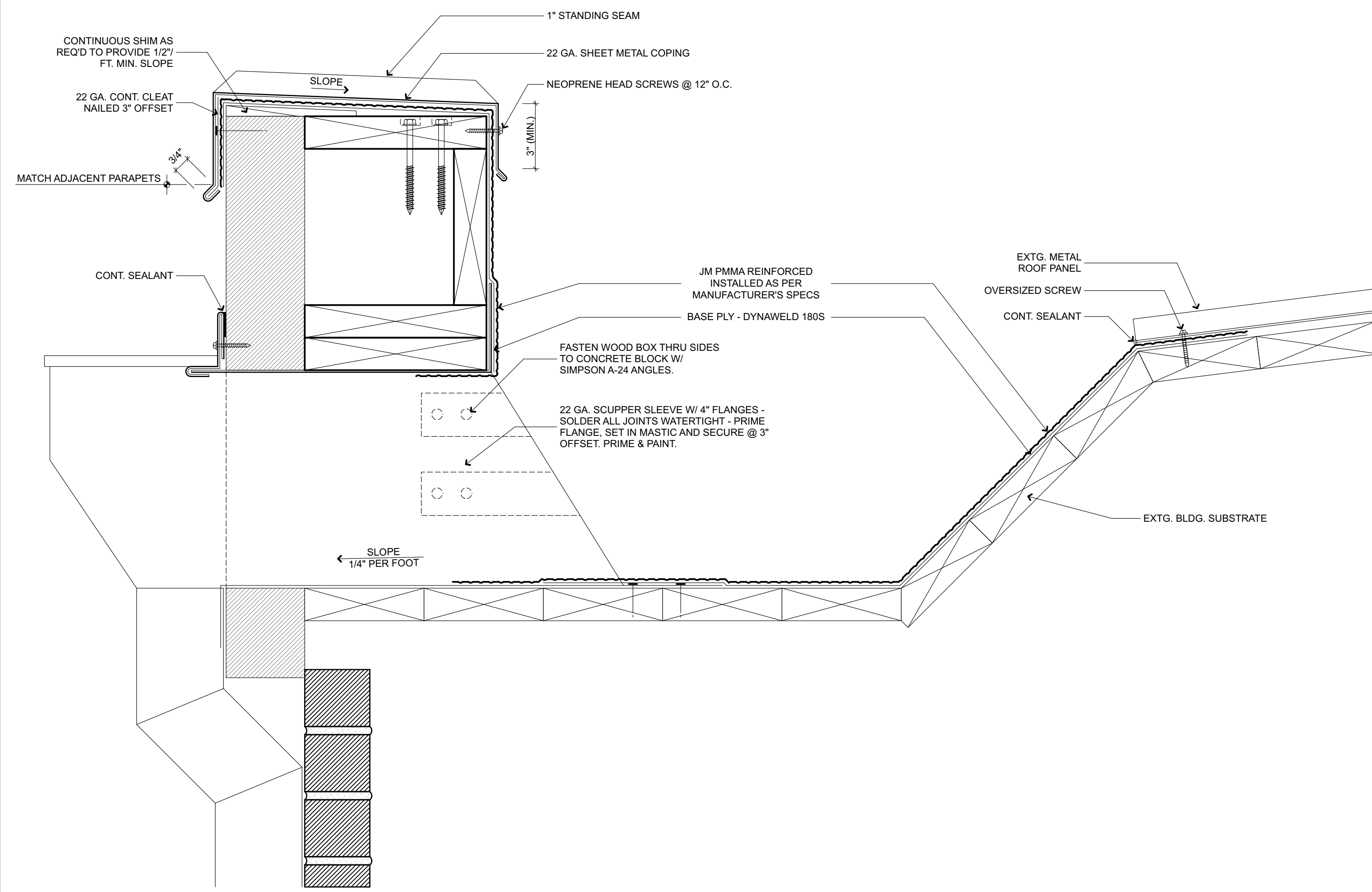
GARZA GYM	
DRAWN BY:	J.G. / S.E.
CHECKED BY:	C.G. / D.V. / J.J.R.
PROJECT NO.:	RGV2017.001004
DATE:	3/20/19
SCALE:	SEE DRAWING
SHEET	
23 OF 29	D17.1



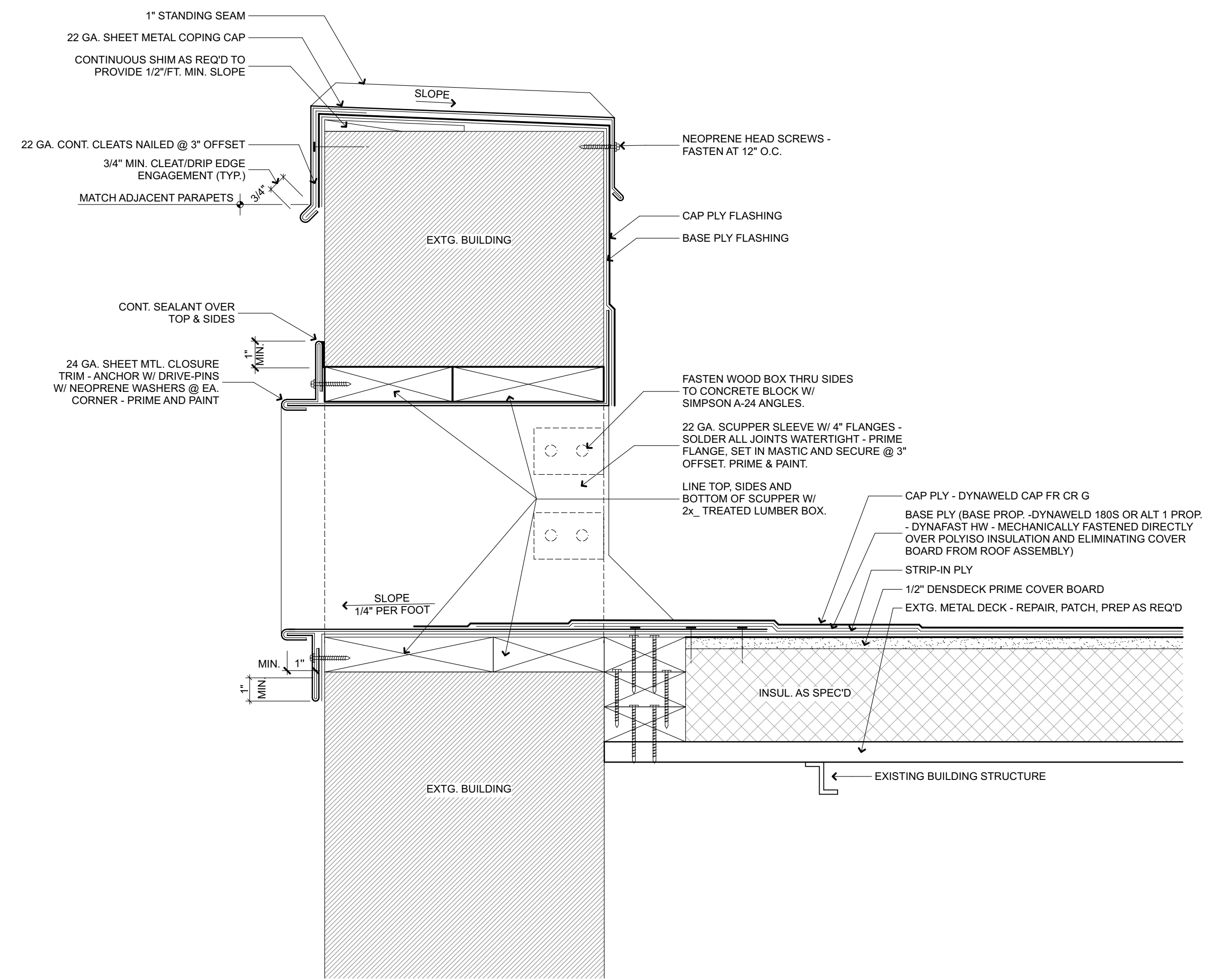
1 DOWNSPOUT FROM ROOF AREA "B" TO LOWER ROOF AREAS
 N.T.S.



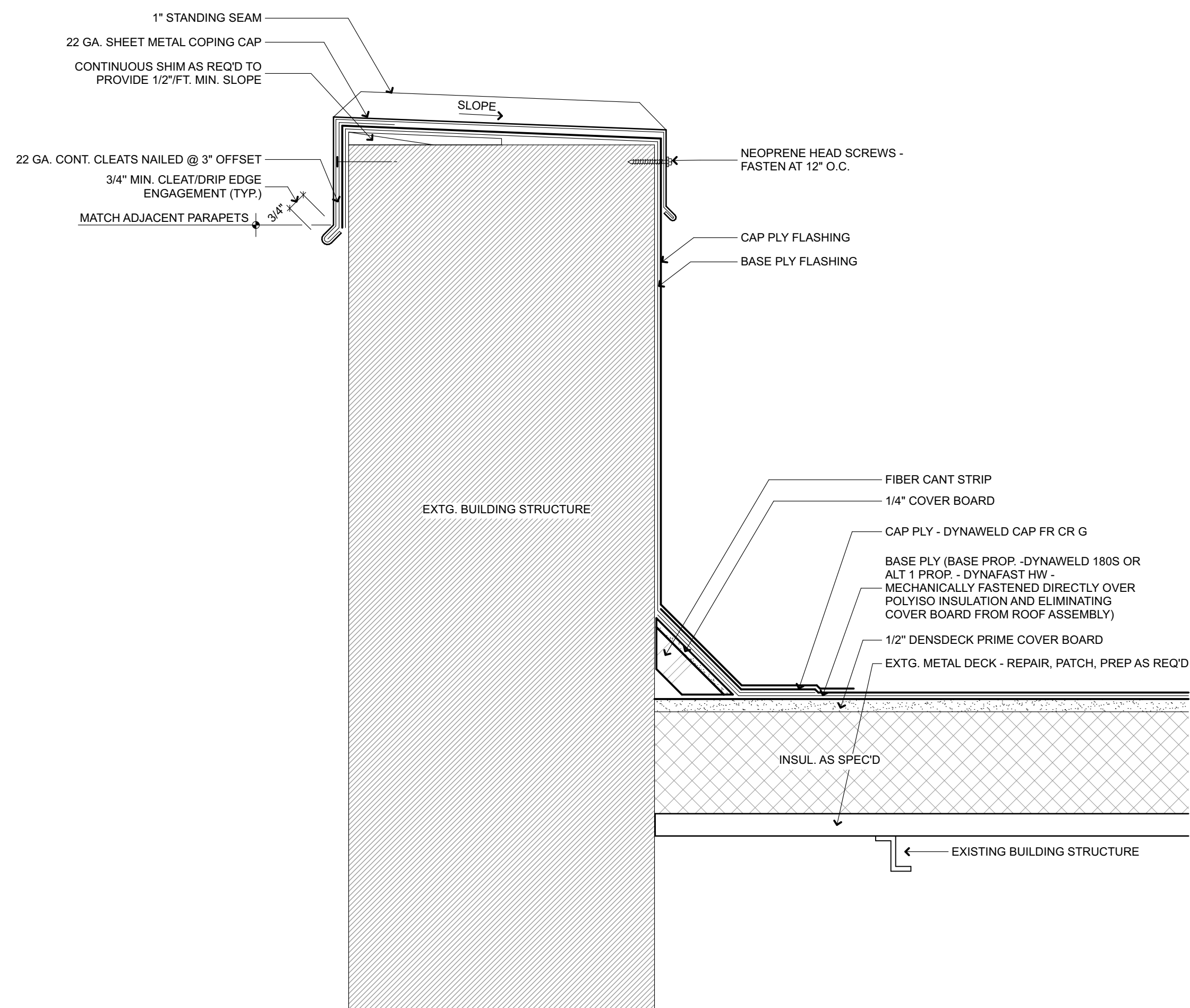
2 ELEVATION @ GARZA GYM
 N.T.S.



1 SCUPPER @ ROOF AREA "A1"
N.T.S.



2 SCUPPER @ ROOF AREA "B"
N.T.S.



3 PARAPET WALL @ ROOF AREA "B"
N.T.S.

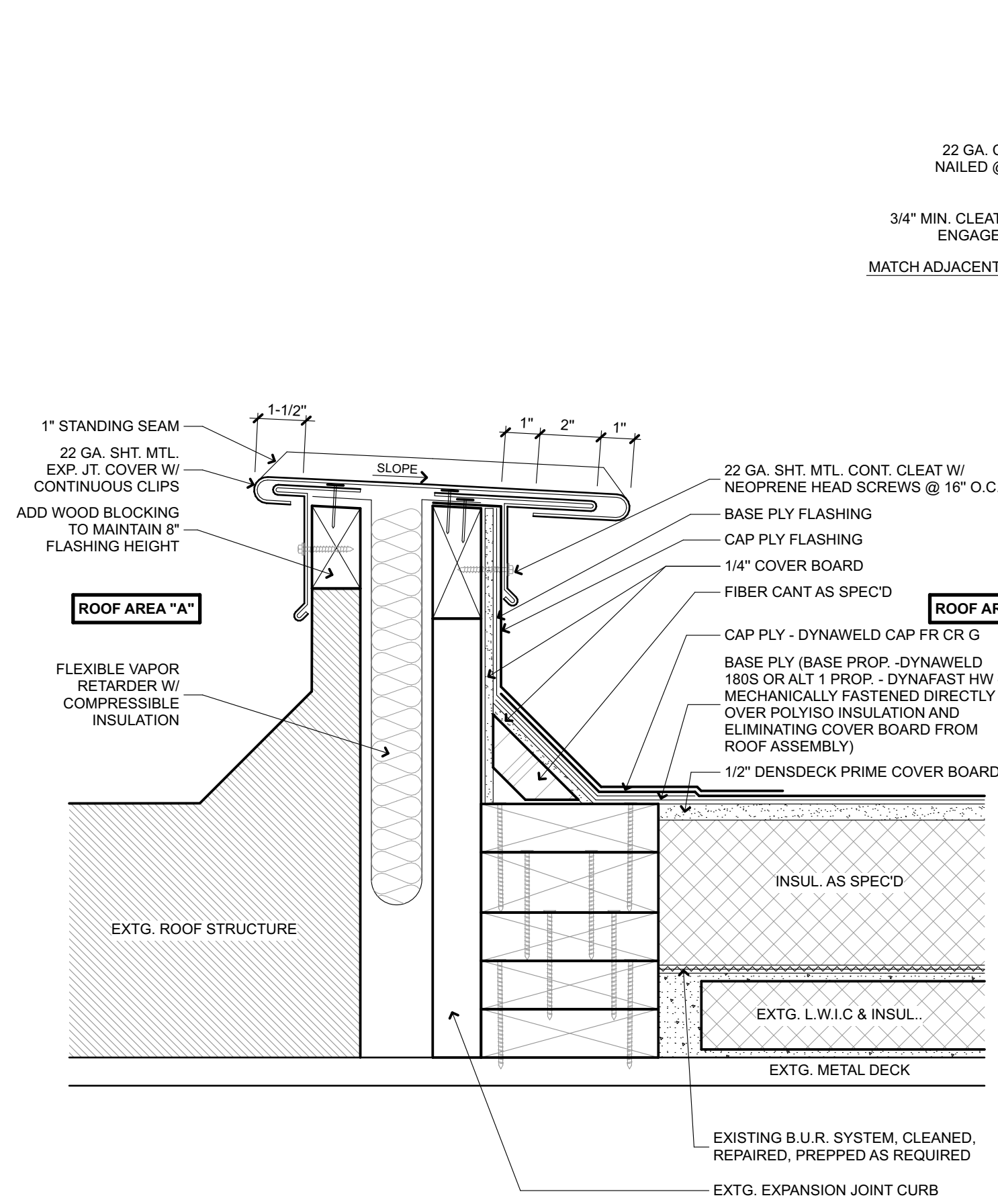
ISSUED FOR:	SCHEMATIC DESIGN	09/30/18
ASBESTOS TESTING		11/21/18
DESIGN DEVELOPMENT		02/22/19
50% CONSTRUCTION DOCUMENTS		03/05/19
FOR CONSTRUCTION		03/20/19



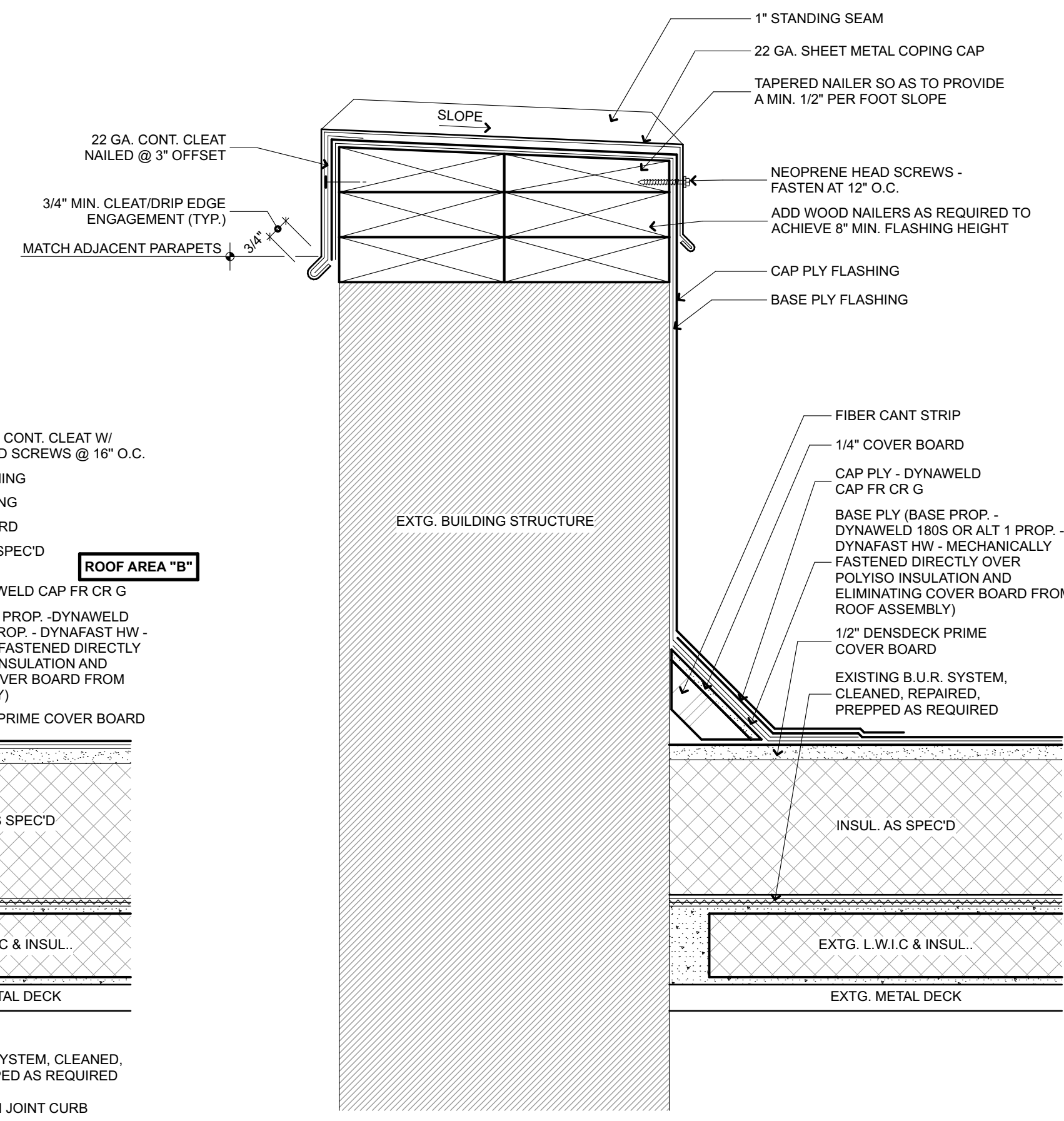
TEXAS SOUTHWEST COLLEGE
2017
ROOF REPLACEMENT AND REPAIRS

AMTECH SOLUTIONS
1600 N. JACKSON RD. STE #3
PHARR, TEXAS 78577
T 956.686.3095 F 956.686.2233

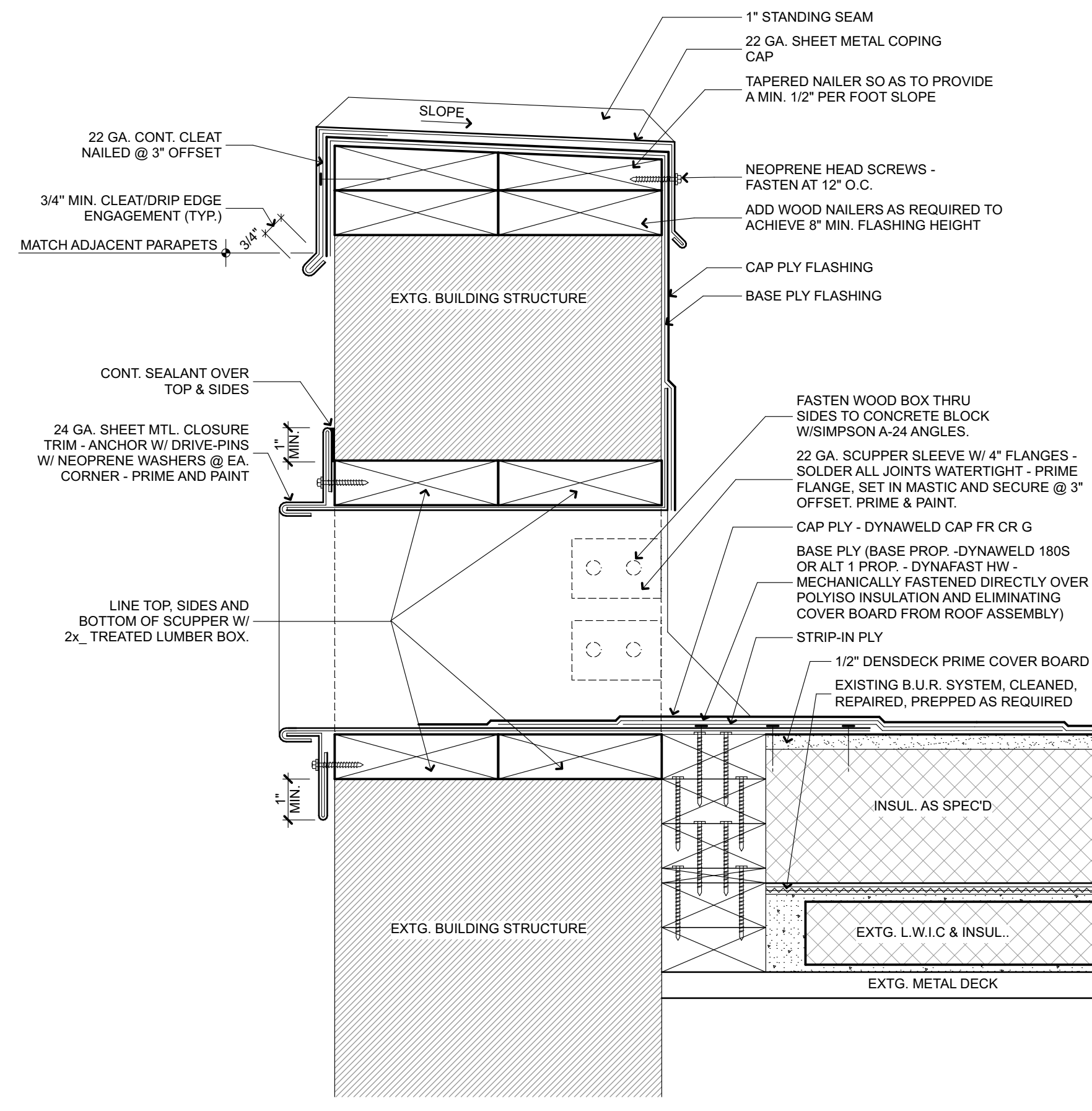
GUERRA EARLY CHILDHOOD CENTER	
DRAWN BY:	J.G./S.E.
CHECKED BY:	C.G./D.V./J.J.R.
PROJECT NO.:	RGV2017.001004
DATE:	3/20/19
SCALE:	SEE DRAWING
SHEET:	
24 OF 29	D21.1



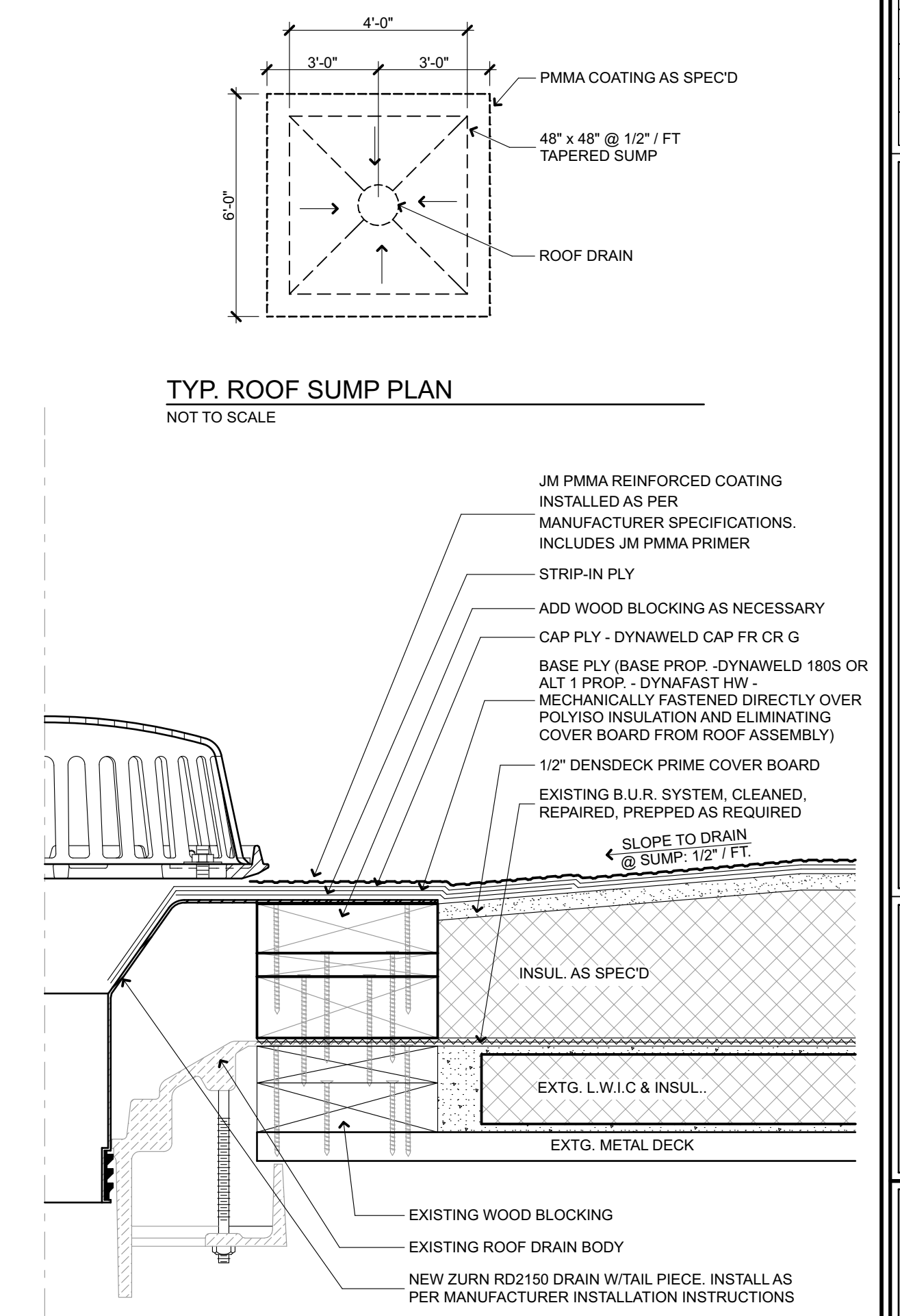
1 EXPANSION JOINT
N.T.S.



2 PARAPET WALL @ ROOF AREA "B"
N.T.S.




3 SCUPPER @ ROOF AREA "B"
N.T.S.



4 TYP. ROOF SUMP PLAN
SCALE: 3" = 1'-0"

ISSUED FOR:	SCHEMATIC DESIGN	09/30/18
ASBESTOS TESTING:		11/21/18
DESIGN DEVELOPMENT:		02/22/19
50% CONSTRUCTION DOCUMENTS:		03/05/19
FOR CONSTRUCTION:		03/20/19



TEXAS SOUTHWEST COLLEGE
ROOF REPLACEMENT AND REPAIRS
 2017


AMTECH SOLUTIONS
 1600 N. JACKSON RD. STE #3
 PHARR, TEXAS 78577
 T 956.686.3095 F 956.686.2233

CORTEZ HALL	
DRAWN BY:	J.G./S.E.
CHECKED BY:	C.G./D.V./J.R.
PROJECT NO.:	RGV2017.001004
DATE:	3/20/19
SCALE:	SEE DRAWING
SHEET	
25 OF 29	D24.1



PHOTO OF EXISTING CONDITION

NOTE:
 1. CONTRACTOR TO PROVIDE ARCHITECT WITH PHOTOS OF DEMOLITION AREAS BEFORE RE-SECURING PERIMETER BEAM.
 2. CONTRACTOR TO VERIFY STRUCTURAL INTEGRITY WITH OF ROOF DECK WITH ENGINEER, AND MEDIATE DEFICIENCIES BEFORE REPLACEMENT WORK BEGINS.



1 RCP / DETAIL FOR DAMAGED CEILING BELOW ROOF AT CORNER OF BOOKSTORE EXTERIOR WALKWAY
 N.T.S.

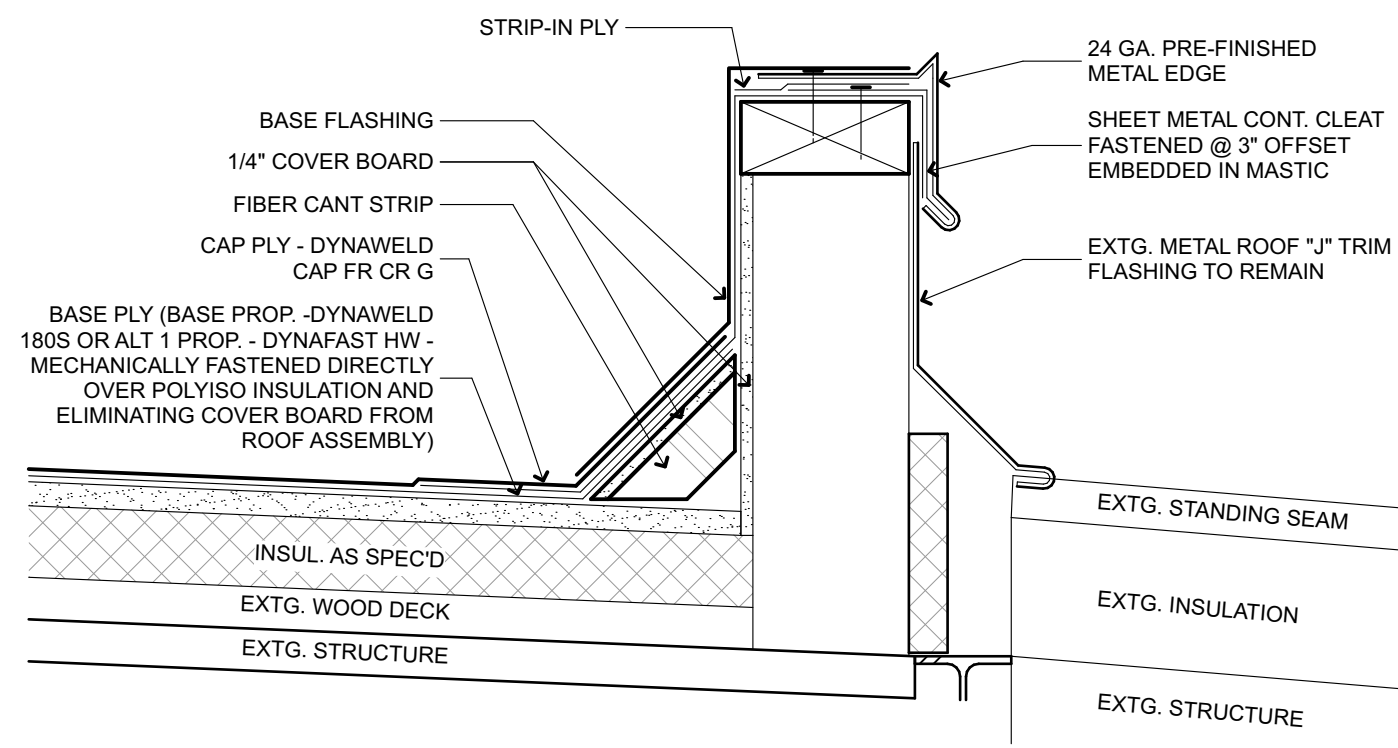
ISSUED FOR:	09/30/18
SCHEMATIC DESIGN	
ASBESTOS TESTING	11/21/18
DESIGN DEVELOPMENT	02/22/19
50% CONSTRUCTION DOCUMENTS	03/05/19
FOR CONSTRUCTION	03/20/19



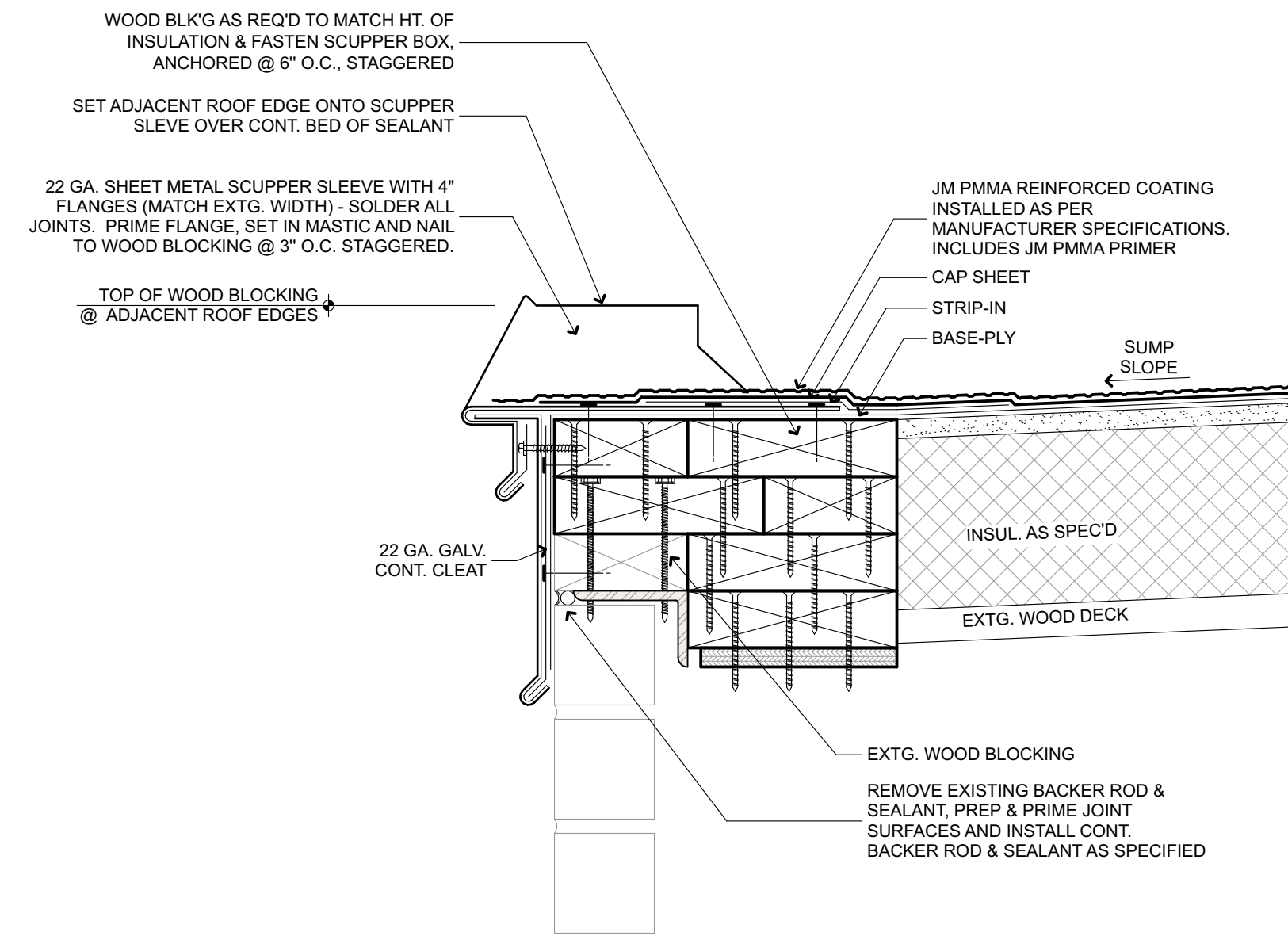
TEXAS SOUTHWEST COLLEGE
ROOF REPLACEMENT AND REPAIRS
 2017

AMTECH SOLUTIONS
 1600 N. JACKSON RD. STE #3
 PHARR, TEXAS 78577
 T 956.686.3095 F 956.686.2233

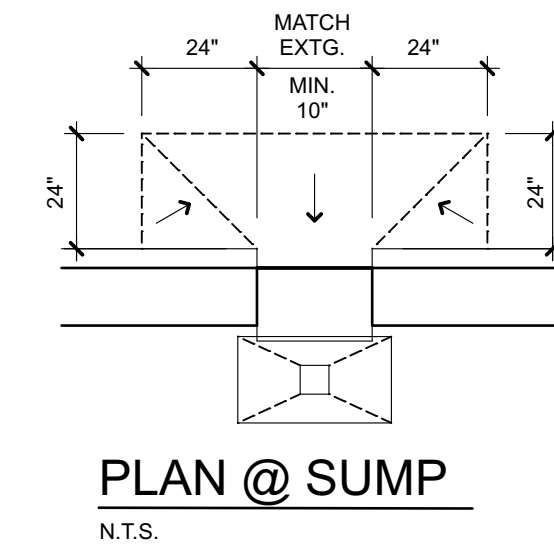
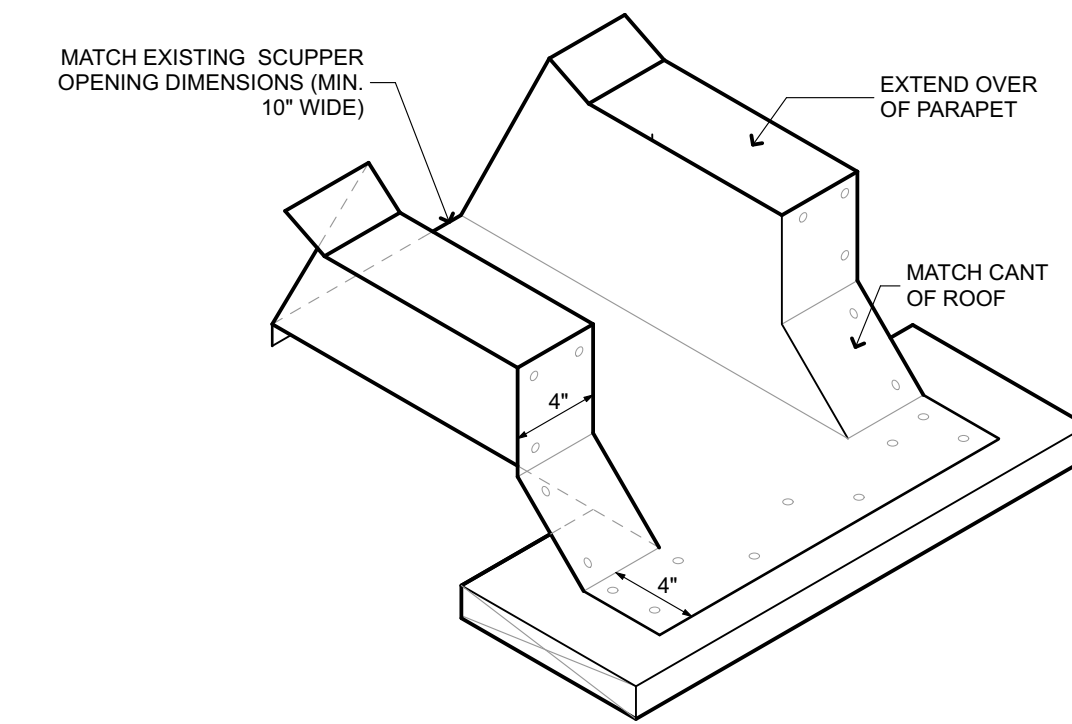
BOOKSTORE RCP	
DRAWN BY:	J.G. / S.E.
CHECKED BY:	C.G. / D.V. / J.R.
PROJECT NO.:	RGV2017.001004
DATE:	3/20/19
SCALE:	SEE DRAWING
SHEET	
26	OF 29
D27.1	



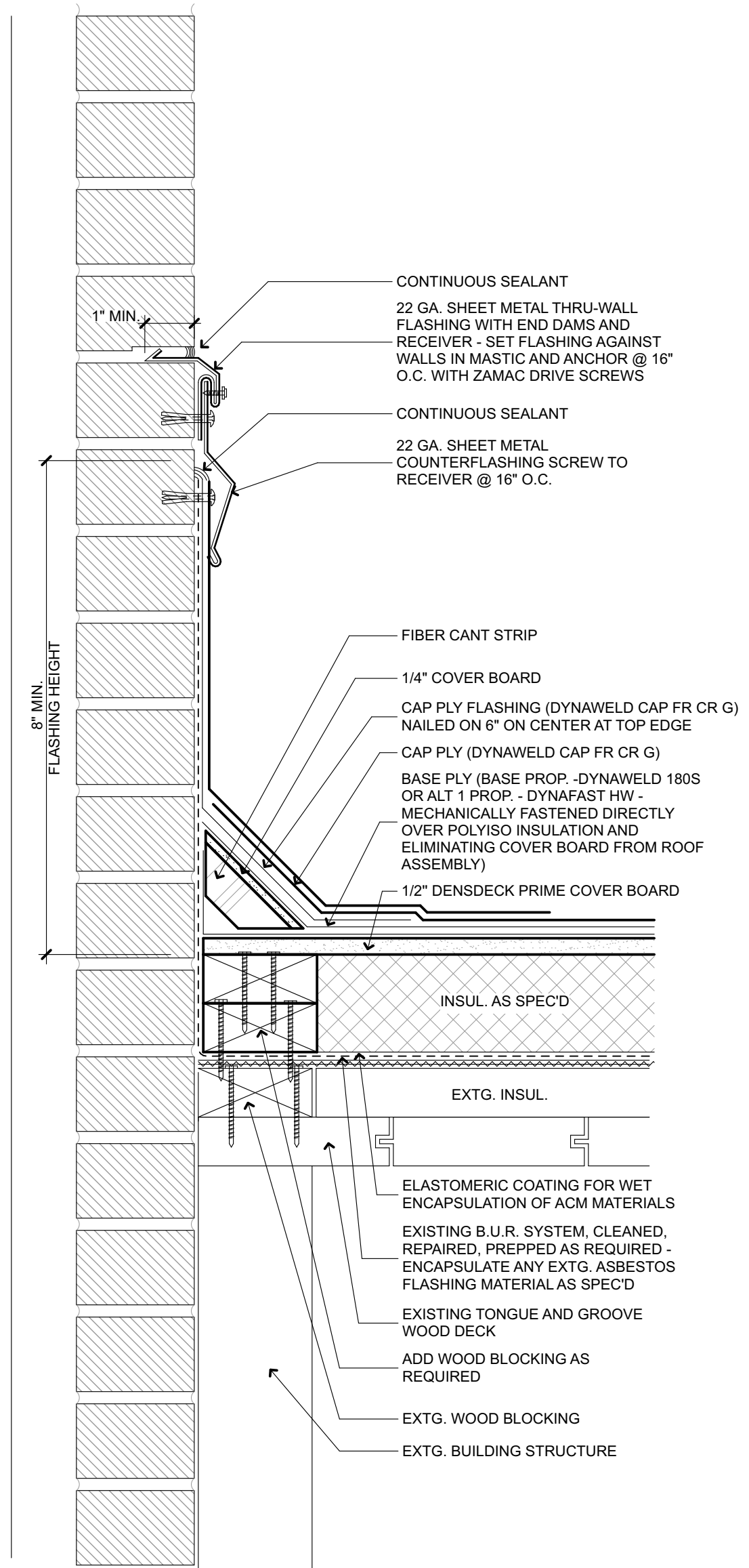
1 ROOF EDGE @ ROOF AREA "B"
 3" = 1' - 0"



2 TYPICAL ROOF EDGE W/ SCUPPER & EXISTING DOWNSPOUT
 3" = 1' - 0"



PLAN @ SUMP
 N.T.S.



3 RISE WALL FLASHING
 N.T.S.




TEXAS SOUTHWEST COLLEGE
 ROOF REPLACEMENT AND REPAIRS
 2017

AMTECH SOLUTIONS
 1600 N. JACKSON RD. STE #3
 PHARR, TEXAS 78577
 T 956.686.3095 F 956.686.2233

BOOKSTORE	
DRAWN BY:	J.G. / S.E.
CHECKED BY:	C.G. / D.V. / J.R.
PROJECT NO.:	RGV2017.001004
DATE:	3/20/19
SCALE:	SEE DRAWING
SHEET:	
27 of 29	D27.2

ISSUED FOR:	SCHEMATIC DESIGN	09/30/18
ASBESTOS TESTING:		11/21/18
DESIGN DEVELOPMENT:		02/22/19
50% CONSTRUCTION DOCUMENTS:		03/05/19
FOR CONSTRUCTION:		03/20/19

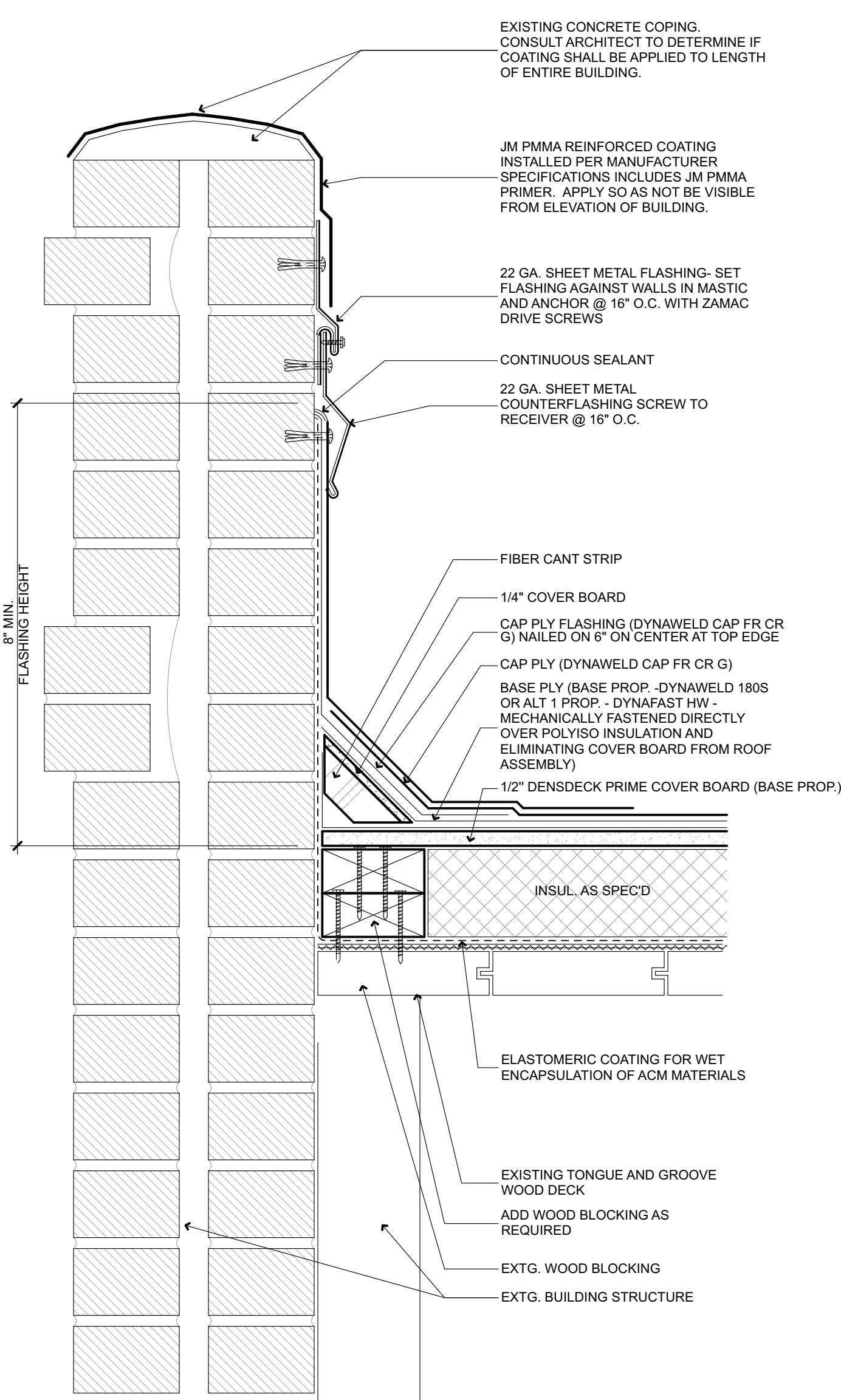
NOTE: DO NOT BREAK THROUGH WALLS OR DRAINS FOR REINSTALL OF ROOFING COMPONENTS. MODIFICATIONS TO ROOF AND BUILDING SHALL FOLLOW GUIDLINES OF TEXAS HISTORICAL COMMISSION. BEFORE COMMENCING WORK, PLANS AND SPECIFICATIONS SHALL BE APPROVED BY TEXAS HISTORICAL COMMISSION. PLANS PROVIDED SHALL SERVE AS GUIDE FOR PRICING PURPOSES UNTIL APPROVALS ARE MET.



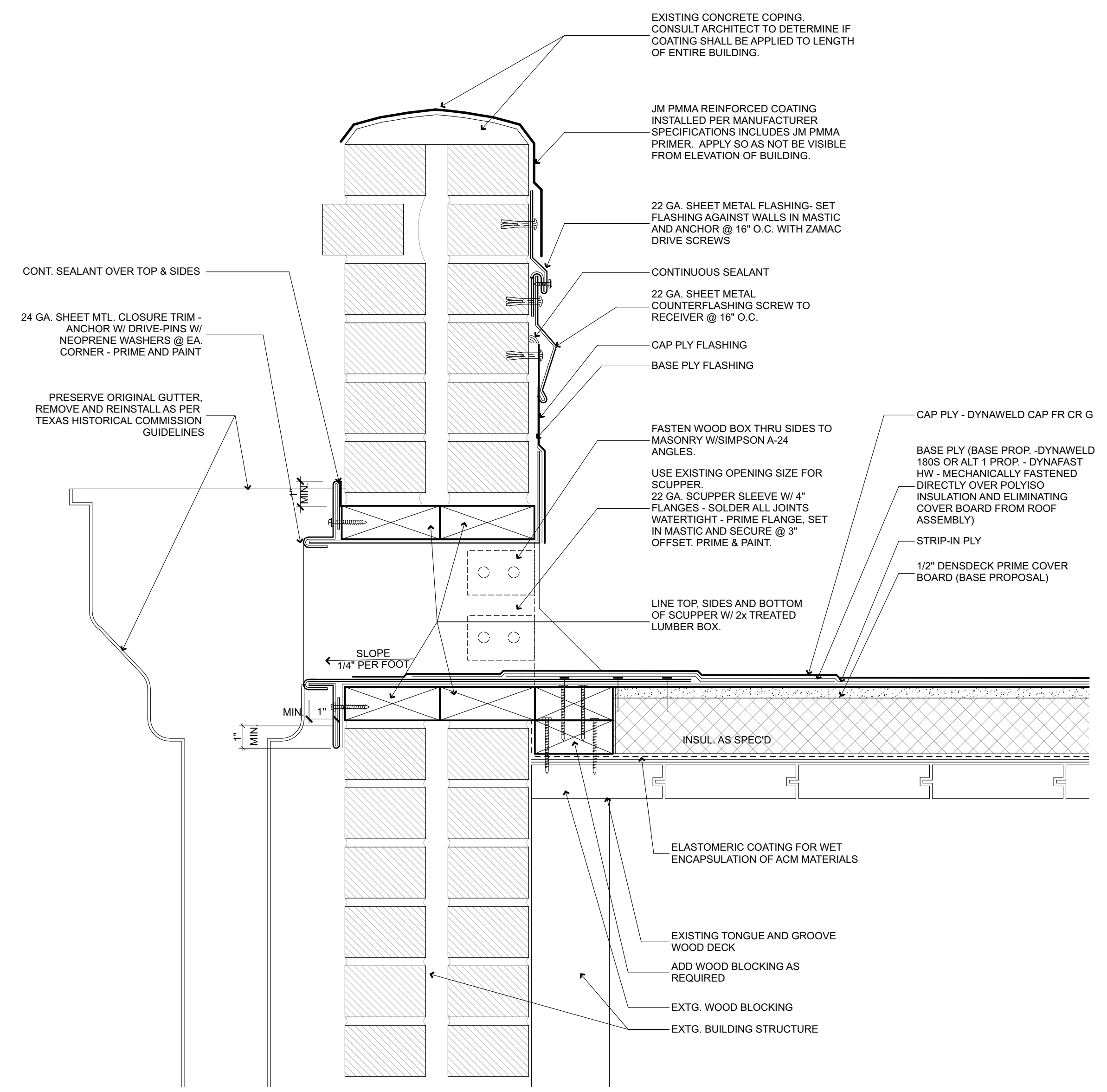
TEXAS SOUTHWEST COLLEGE
2017
ROOF REPLACEMENT AND REPAIRS

AMTECH SOLUTIONS
1600 N. JACKSON RD. STE #3
PHARR, TEXAS 78577
T 956.686.3095 F 956.686.2233

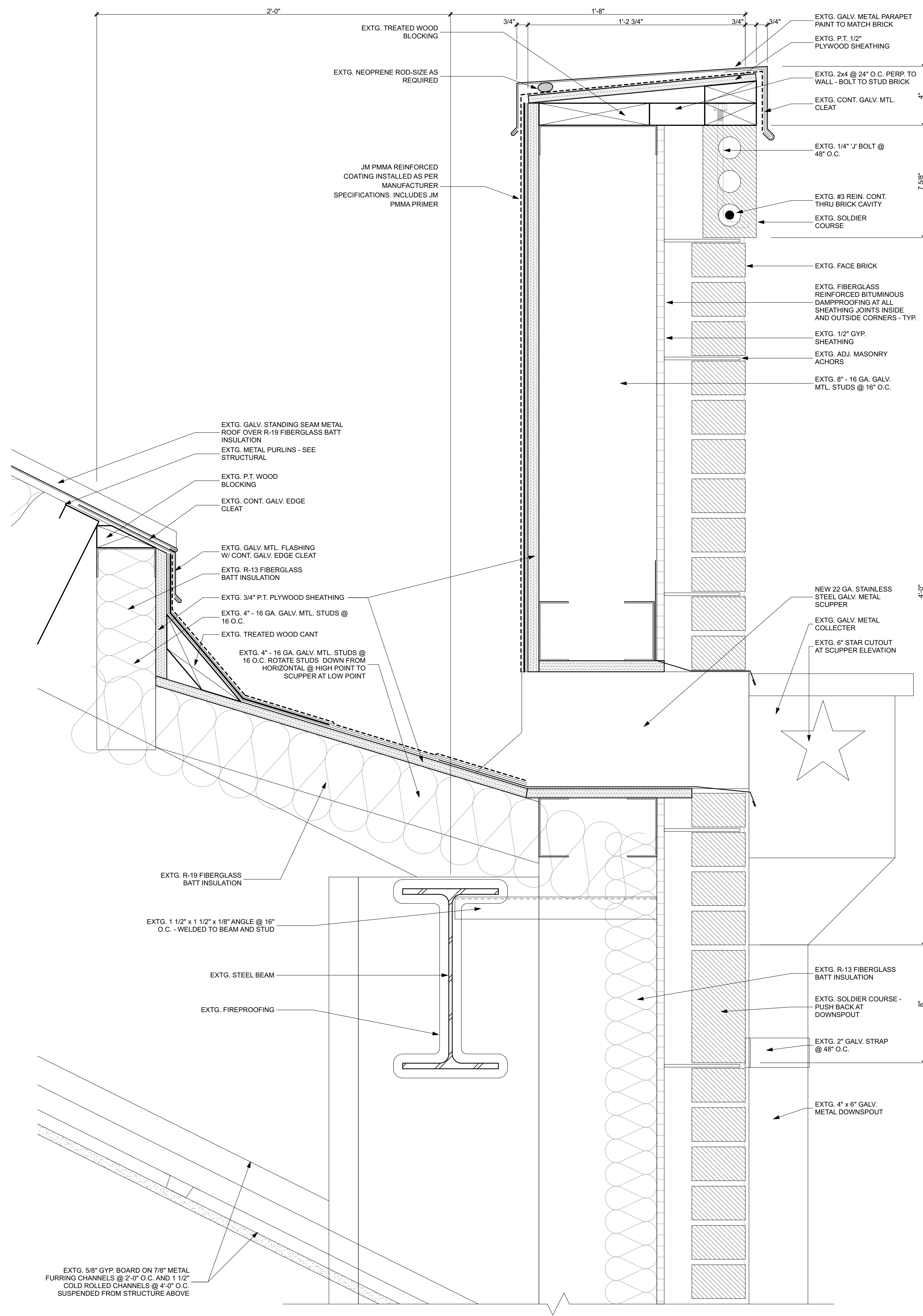
CAVALRY HALL	
DRAWN BY:	J.G. / S.E.
CHECKED BY:	C.G. / D.V. / J.R.
PROJECT NO.:	RGV2017.001004
DATE:	3/20/19
SCALE:	SEE DRAWING
SHEET:	
28 OF 29	D28.1



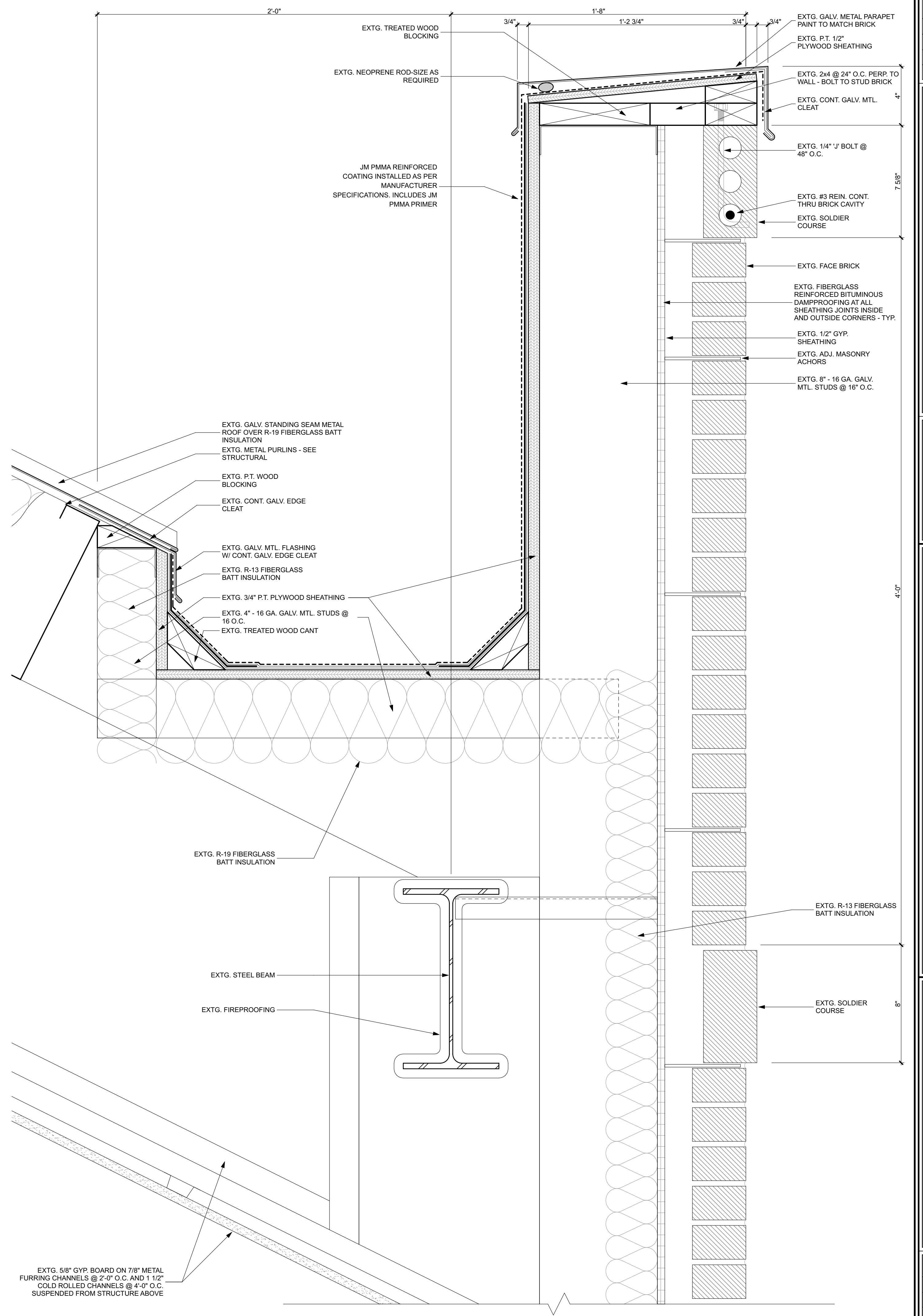
1 PARAPET WALL FLASHING
N.T.S.



2 SCUPPER @ ROOF AREA "B"
N.T.S.




1 IN-BOARD GUTTER W/ SCUPPER/DOWNSPOUT @ SETB
3" = 1'-0"



2 IN-BOARD GUTTER @ SETB
3" = 1'-0"

ISSUED FOR:	SCHEMATIC DESIGN	09/30/18
ASBESTOS TESTING		11/21/18
DESIGN DEVELOPMENT		02/22/19
50% CONSTRUCTION DOCUMENTS		03/05/19
FOR CONSTRUCTION		03/20/19



TEXAS SOUTHWEST COLLEGE
ROOF REPLACEMENT AND REPAIRS
2017

AMTECH SOLUTIONS
1600 N. JACKSON RD. STE #3
PHARR, TEXAS 78577
T 956.686.3095 F 956.686.2233

SET BUILDING	
DRAWN BY:	J.G./S.E.
CHECKED BY:	C.G./D.V./J.R.
PROJECT NO.:	RGV2017.001004
DATE:	3/20/19
SCALE:	SEE DRAWING
SHEET	
29 OF 29	D29.1